



Solutions for biomass fuel market barriers and raw material availability

Summary of the EUBIONET III project results
VTT-M-06463

Cover photos: AAE, Alholmens Kraft, FNR, Metso Power and Vapo Oy

The sole responsibility for the content of this publication lies with authors. It does not necessarily reflect the opinion of the European Communities. The European Commission is not responsible for any use that may be made of the information contained therein.



Solutions for biomass fuel market barriers and raw material availability -
IEE/07/777/SI2.499477

**Solutions for biomass fuel market barriers and raw material availability
summary of the EUBIONET III project results - Result oriented report
VTT-M-06463**

Eija Alakangas, Janne Keränen & Pirkko Vesterinen, VTT

Martin Junginger & Jinke van Dam, Utrecht University

Josef Rathbauer & Lukas Sulzbacher, FJ-BLT

Jørgen Hinge & Lars Nikolaisen, DTI

Aino Martikainen, FNR – Fachagentur Nachwachsende Rohstoffe e. V.

Johan Vinterbäck & Charlotta Porsö, SLU – Sveriges lantbruksuniversitet

Per Kristian Rørstad & Birger Sohlberg, UMB – Norwegian University of Life Sciences

Leonardo Nibbi, UNIFI – University of Florence

Marek Šarlej, UPEI VUT – Brno University of Technology

Eugenijus Perednis, LEI – Lithuanian Energy Institute

Līga Ozolina, Ekodoma Ltd.

Teresa Almeida, CBE – Centro da Biomassa para a Energia

Ioannis Eleftheriadis, CRES – Centre for Renewable Energy Sources

Andrej Fáber, ECB – Energy Centre Bratislava

Nora Pieret, CRA-W – Agricultural Research Centre

Sara Robles, AAE – Agencia Andaluza de la Energia

Matjaž Grmek, Katerina Vertin & Suzana Domjan, ApE – Energy Restructuring Agency
Ltd.

Rocio A. Diaz-Chavez, ICSTM – Imperial College of Science, Technology and Medicine

Jean-Marc Jossart, Peter Rechberger & Edita Vagonyte, AEBIOM – European Biomass
Association

Jyväskylä, October 2011



Content

Preface	5
1 Introduction	6
2 Solid biofuel trade and resources	7
3 Price mechanisms and wood fuel price indexes.....	14
4 Sustainability of solid biomass fuels, legal issues and standardisation.....	19
5 Agro-industrial residues – an unexploited bioenergy resource.....	26
6 Biomass heating and cooling	29
7 Bioenergy and forest industry.....	33
8 Dissemination and cooperation.....	36
9 Final summary and conclusions	38
References.....	39

Preface

This publication is part of the EUBIONET III Project (Solutions for biomass fuel market barriers and raw material availability - IEE/07/777/SI2.499477, www.eubionet.net) funded by the European Union's Intelligent Energy Programme. EUBIONETIII is coordinated by VTT and other partners are Danish Technological Institute, DTI (Denmark), Energy Centre Bratislava, ECB (Slovakia), Ekodoma (Latvia), Fachagentur Nachwachsende Rohstoffe e.V., FNR (Germany), Swedish University of Agricultural Sciences, SLU (Sweden), Brno University of Technology, UPEI VUT (Czech), Norwegian University of Life Sciences, UMB (Norway), Centre wallon de Recherches agronomiques, CRA-W (Belgium), BLT-HBLuFA Francisco Josephinum, FJ-BLT (Austria), European Biomass Association, AEBIOM (Belgium), Centre for Renewable Energy Sources, CRES (Greece), Utrecht University, UU (Netherlands), University of Florence, UNIFI (Italy), Lithuanian Energy Institute, LEI (Lithuania), Imperial College of Science, Imperial (UK), Centro da Biomassa para a Energia, CBE (Portugal), Energy Restructuring Agency, ApE (Slovenia), Andalusian Energy Agency, AAE (Spain). EUBIONET III project will run 2008 – 2011.

The main objective of the project is to increase the use of biomass based fuels in the EU by finding ways to overcome the market barriers. The purpose is to promote international trade of biomass fuels to help demand and supply meet each other, while at the same time the availability of industrial raw material is to be secured at reasonable price. The EUBIONET III project will in the long run boost sustainable, transparent international biomass fuel trade, secure the most cost efficient and value-adding use of biomass for energy and industry, boost the investments on best practice technologies and new services on biomass heat sector and enhance sustainable and fair international trade of biomass fuels.

A project steering group was set up, consisting of project coordinator Eija Alakangas, WP leaders (Jørgen Hinge, Johan Vinterbäck, Aino Martikainen, Josef Rathbauer and Jean-Marc Jossart) and the following persons: Silvia Vivarelli, EACI; Pirkko Selin, Vapo Oy; Anna Hinderson, Vattenfall; Christine Lins, EREC; Eibhilin Manning, EUBIA; Bernard de Calembert, CEPI; Jouni Valtanen, Finnish Forest Industry Federation; Karin Haara, World Bioenergy Association and Matti Sihvonen, Foex Indexes. The steering group advised project in implementing the tasks, participated in project event as a speaker, chairperson or participant and also disseminated project results to their stakeholders.

Jyväskylä, October 2011

Eija Alakangas, coordinator

1 Introduction

Solid biomass markets in Europe have developed rapidly over the past decades, yet it has remained difficult to obtain high-quality statistics on e.g. utilisation, prices, trade routes and other data that are important to the industry, policy makers and scientists alike. To change this situation, the EUBIONET – European bioenergy network was established in 2001 and has since then analyzed solid biofuel markets in Europe. Also fuel price information and standards have been key areas in the network activities.

The main objective of the EUBIONET III project was to increase the use of biomass fuels in the EU by finding ways to overcome the market barriers. National biomass programmes and biomass fuel potentials was analysed especially for different industrial residues and agrobiomass. International trade of biomass fuels was promoted to help demand and supply meet each other, while also the availability of industrial raw material targeted to be secured at reasonable price. Price mechanisms was analysed and new CN codes for biomass fuels was proposed. Bioenergy use was promoted by raising awareness on biomass heating aiming at fuel switch to biomass. The appropriate use of biomass resources was assessed by analysing raw material availability within and between bioenergy, forest industry and agricultural sectors. Special attention has been paid to such industrial sectors, which so far haven't been so much involved in bioenergy projects – e.g. metal and construction material industries (new industry sector). Identification of yet unexploited biomass fuels from industry and agriculture was surveyed and suggestions for improving the quality of these fuels were made.

The current project – EUBIONET III - has continued to work on biomass fuel trade, but also new items like sustainability issues and bioenergy and forest industry have been added to the work programme. EUBIONET has also promoted and collected feedback from industry to support drafting of solid biofuel standards, which are carried out by CEN technical committee 335 and lately also international solid biofuel standardization under ISO/TC 238. The aims of this report are to provide an overview and synthesis of the key results of this project.

2 Solid biofuel trade and resources

2.1 General

Large amounts of solid biomass are currently produced, traded and used for energy purposes in the European Union, but this trade is largely uncharted. Also, increasing volumes of unrefined and refined biomass are imported from outside the EU to several European countries (see Figure 1 for the example of wood pellet trade flows). While the traded volumes are most likely in most cases relatively small compared to local production and consumption of solid biomass, biomass trade has shown strong growth in recent years, and there are good reasons to believe that this will continue in the years to come. Especially countries with little domestic biomass resources and high targets for renewable electricity, renewable heat and (eventually 2nd generation) liquid biofuels may increasingly depend on imported solid biomass. On the other hand, countries with ample solid biomass resources are increasingly discovering the international markets for solid biomass, and especially wood pellet plants are frequently built with the main (or sole) purpose of export [8]. However, these new markets are frail, and many barriers are still preventing the further growth. One of the aims of the EUBIONET III project was to identify trade routes, quantify traded volumes and point out barriers & opportunities for trade. The aim of EUBIONET III was also to assess the economically and technically viable volume of solid biomass fuels (woody, herbaceous and fruit biomass) [8].

2.2 Biomass use and potentials

EUBIONET III partners were asked to report not theoretical biomass resources but resources potentially available for harvesting, in other words national economical biomass resources in energy units (PJ).

Figure 2 presents the reported availability of biomass resources in EUBIONET III partner and subcontractor countries. The total annual figure for reported biomass resources in 24 EU countries and Norway is around 6,577 PJ (157 Mtoe). According to EUBIONET III study, 50% of the annual biomass potential is currently used in the EU-24 and Norway.

The greatest potential (46%) to increase the use of biomass in energy production seems to lie in forest residues and herbaceous & fruit biomass. The utilisation of forest residues is often connected with round wood harvesting especially in Nordic countries, so the use of round wood by the forest industry impacts also the exploitation of the forest residue potential. Industrial by-products and residues (bark, sawdust, cutter chips, grinding dust, etc.) are quite well exploited in energy production and pellet or briquette production.

The availability and cost of forest biomass varies considerably between countries and within countries. The most common biomass fuel is forest wood (wood chips, firewood and hog fuel). In general, the availability of forest resources, the demand for forest fuels, and machine and labour costs are the defining factors behind prices. Usually, both the optimal harvesting technology and the availability of forest fuel must be studied on a local level for reliable results.

In the case of logging residues, the biological logging residue accumulation can be estimated by the total area of final fellings and stemwood biomass conversion tables. Asikainen et al. (2008) estimated that technically harvestable volume of forest energy potentials for the European Union is 187 million m³ (1,507 PJ, 36 Mtoe). Estimation is based on consistent forest statistics, which included estimation of the proportion of wood available for energy production in each EU member state. The theoretical forest fuel

potential is 785 million solid m³ in EU27. EUBIONET III estimation of annual potential is only little lower 1,461 PJ (35 Mtoe) and it includes also Norway.

The use of pellets is about 20% higher than production in EU. The trade of pellets is about 1.5 million tons and 85% of imported pellets are from USA, Canada and Russia [8].

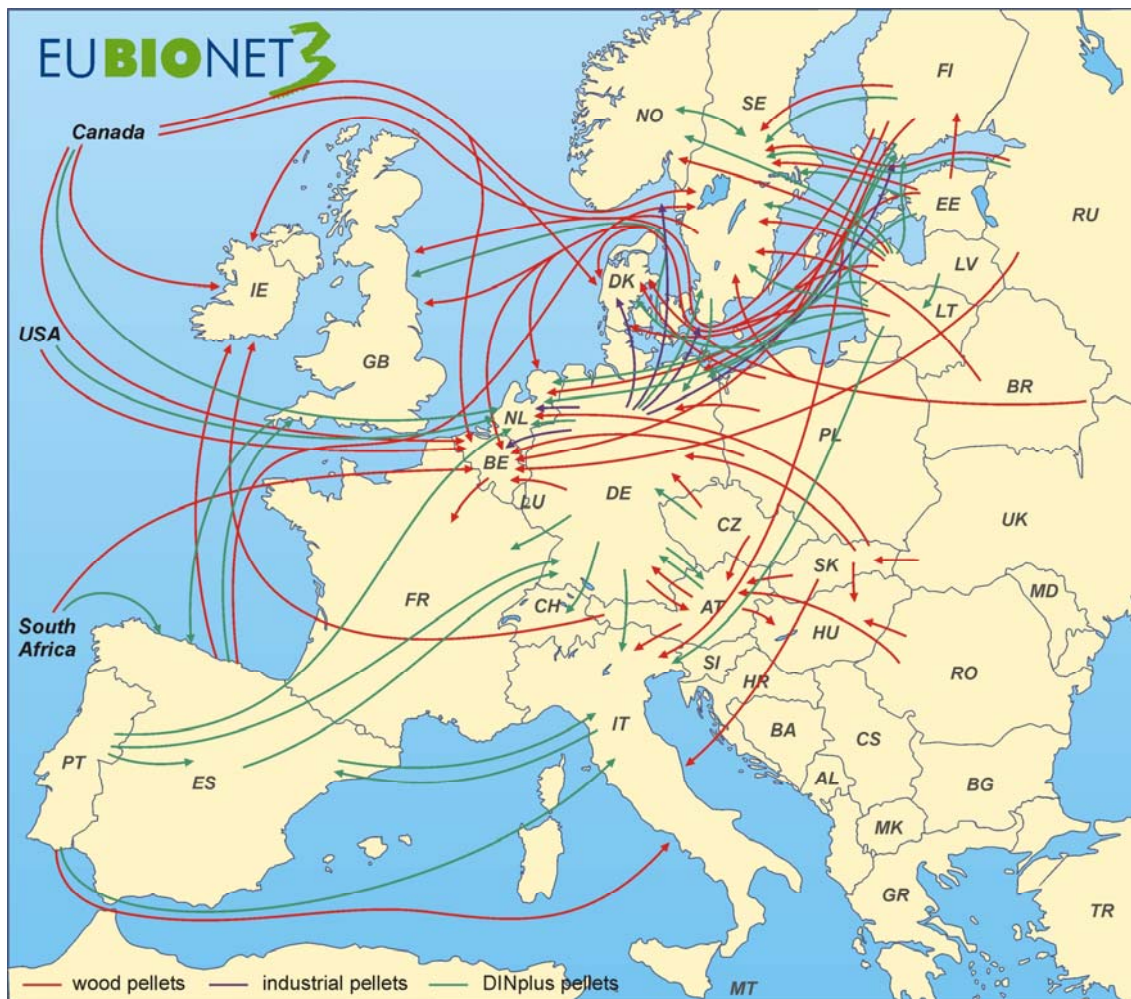


Figure 1: Trading routes of wood pellets [8].

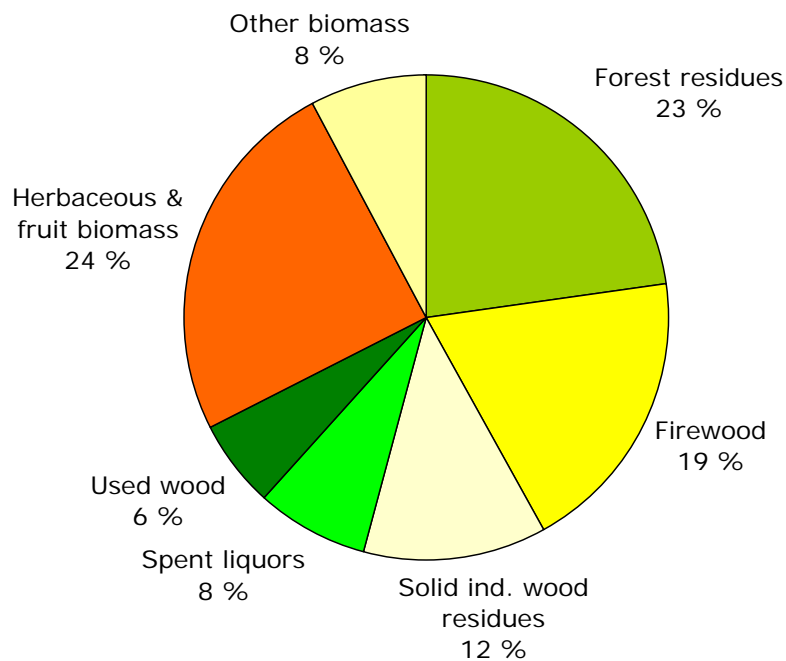


Figure 2: Biomass resources by type in the EU-24 and Norway [8].

The EUBIONET III partners have estimated that the total potential is 6,577 PJ (157 Mtoe), of which 67% is from woody biomass (Table 1). According to reported data, the following countries have the lowest total annual biomass resources (< 100 PJ): Bulgaria (42 PJ), Belgium (50 PJ), Denmark (34 PJ), Estonia, (48 PJ), Lithuania (47 PJ), Slovenia (53 PJ), Slovak Republic (72 PJ), the Netherlands (77 PJ) and Greece (74 PJ). In turn, Germany (1 080 PJ), Sweden (841 PJ), Spain (588 PJ), France (574 PJ), Italy (484 PJ) and Finland (428 PJ), are the EU countries endowed with the richest biomass resources (see Figure 3). Sweden, Finland, Germany and France have largest volumes of forest residues [8]. In Figure 4 the current use of biomass resources and target for 2020 is shown.

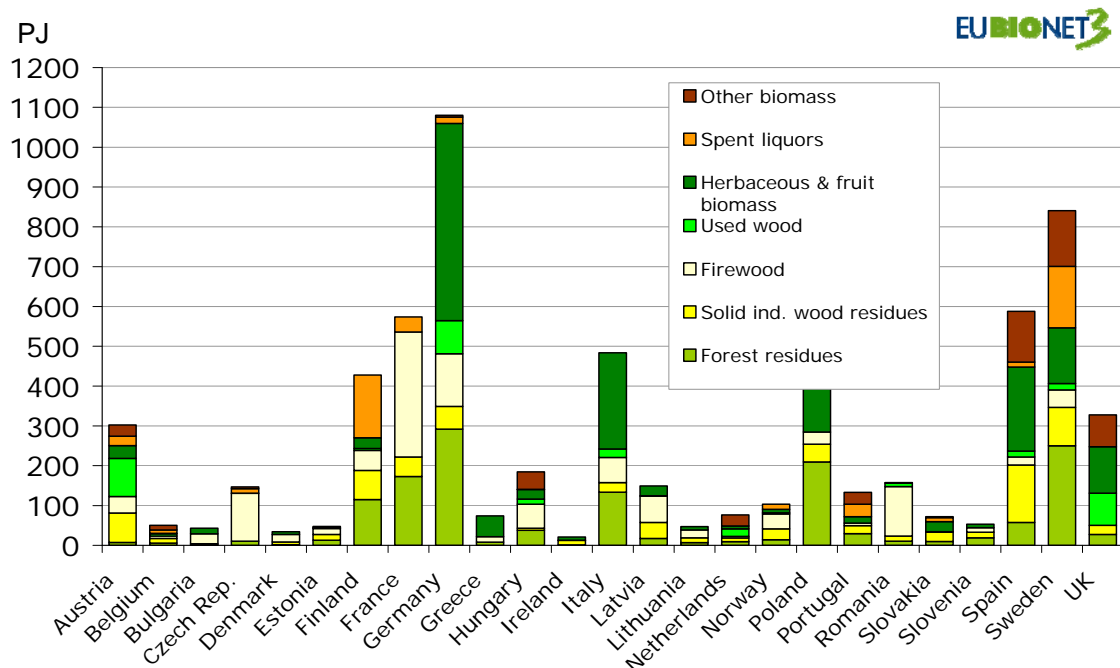


Figure 3: Biomass resources by different types in the EU-24 and Norway [8].

Table 1. Summary of biomass resources and use in 2006 by different biomass type in EU24 and Norway (PJ and Mtoe). EUBIONET III data [8]

Biomass source	Annual biomass resources		Use in 2006		Use of resources
	PJ	Mtoe	PJ	Mtoe	%
Forest residues	1 461	35	340	8	23
Firewood	1 224	29	937	22	77
Solid industrial wood residues and by-products ¹	901	22	809	19	90
Spent liquor	482	12	482	12	100
Used wood	368	9	183	4	50
Woody biomass total	4 436	106	2 742	66	62
Herbaceous & fruit biomass	1 582	38	232	6	15
Other biomass	559	13	193	5	35
Total	6 577	157	3 178	76	48

¹ includes pellet production and pellet use.

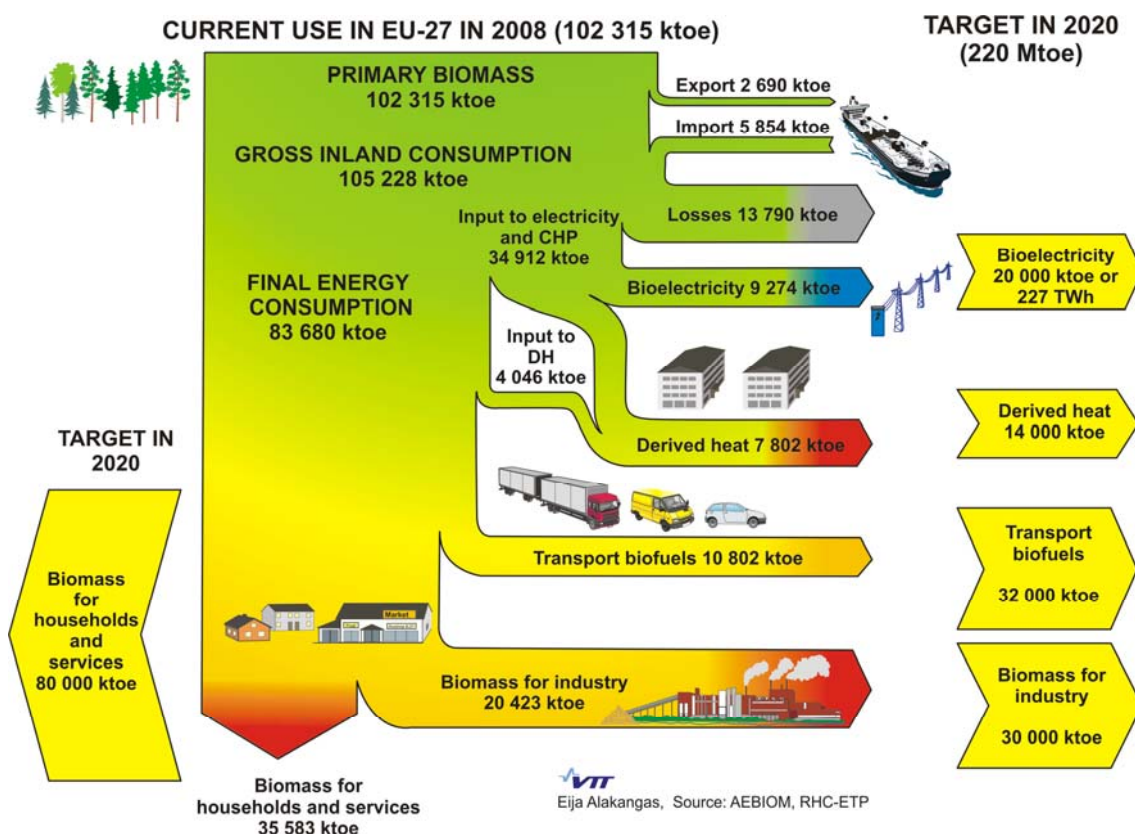


Figure 4. Use of biomass in EU-27 in 2008.

The EUBIONET III solid biomass potential does not include solid municipal or industrial waste e.g. paper and board. In 2006, about 260 million tons of municipal waste (MSW) was produced in the EU27, of which 20% was incinerated producing 243 PJ (5.8 Mtoe) energy. If about 50% of the waste production was to be used for energy (instead of the current 243 PJ), it could yield 1,540 PJ (37 Mtoe) of energy. Typically, the biodegradable fraction is about 50% and average net calorific value in highly industrialized old EU member states is

of the order of 10 MJ/kg. If this biomass waste potential is added to the EUBIONET III biomass potential, the total biomass and estimated biodegradable fraction of waste potential would increase to a total of around 7,347 PJ (175 Mtoe). This potential is entirely needed to achieve targets of biomass use in 2020. The implementation of this potential is very much depending on regional potential and regional biomass demand. The analysis of regional potential is needed for better estimate on implementation potential [8].

2.3 Biomass trade barriers and solutions

Biomass trade in Europe has been growing strongly, especially for refined biomass fuels (such as wood pellets). While in many countries, local biomass potentials still remain to be exploited, on the longer term, it is likely that some European countries with a high demand for biomass but little supply may face a shortage of biomass, while others may still have abundant supplies. While so far, only a (very) small part of the total biomass utilized in the EU is traded internationally, this share is rapidly growing. Especially the trade of wood pellets has been growing strongly, and is likely to continue to grow in the years to come. Nevertheless, also other forms of solid biomass, e.g. wood chips, waste wood, firewood and agricultural residues are traded, sometimes also in significant quantities. However, these trade flows are much harder to monitor [8].

Based on the viewpoints of biomass traders in many EU countries, the following barriers are currently limiting solid biomass trade [8]:

- Raw material scarcity (especially for the production of wood pellets) is seen as a major bottleneck for the further increase in the production and trade of European biomass. At the same time, this shortage may actually increase the import of refined (and unrefined) biomass from outside the EU, e.g. from Canada, the USA and North-West Russia.
- Logistical issues, such as bad roads and lack of suitable infrastructures in harbours are also a major barrier, hampering especially the low-density biomass types.
- Sustainability criteria were seen as a (potential) obstacle by market actors in Germany, the Netherlands and the UK, mainly because it is largely unclear if (and which) solid biomass streams will have to meet sustainability criteria. However, Finnish traders also viewed this as an opportunity, especially for wood biomass, because Finland has a long experience in forest certification.
- Clarity on biomass fuel quality is generally required to increase consumers confidence, especially for wood pellets delivered to households. (Stricter enforcement of) general technical standards may be a solution. However, also commodity-specific solutions to guarantee fuel quality may also be an option.

Refined biomass fuels (especially pellets) have been able to overcome most of these barriers (especially the logistical barrier) due to their high energy density, sufficient policy support in various countries and (initially) abundant feedstock supply [8].

The joint work with EUROSTAT in developing a wood pellet CN (combined nomenclature code (4401 30 20) has been finalised and first European trade statistics have been published since 2009. From 2012 onwards, these will also be a corresponding HS (harmonized system) code for global use. This means that from now on trade flows of a solid biofuels can be monitored with reasonable accuracy using official statistics- a milestone in a market, which so far has not been transparent.

The EUBIONET III project has also surveyed the existing CN codes for biomass fuels. CN codes include categories for all kinds of products traded internationally. Biomass fuels are mainly classified under the following sectors: Wood fuels 4410 and 4402, Agro-biomass and raw material for fuels: 3101 (manure), 1213 (straw, grains and grasses), agro-industrial biomass residues (2306, 2308, 4501, 0901, 2401, 1205) and algae (1212), liquid biofuels or raw material for fuels: 3803, 1511, 2207, 2909, 3823, 3824 and 3825, sewage and municipal waste 3825 [2].

Most of the biomass fuels can be categorized according to the existing categories. Unfortunately, trade statistics do not differentiate end purposes of the materials between energy and raw material use, it will still remain difficult to identify streams that are traded for energy purposes. In some oil products, which are also used for food the following category is used: “For technical or industrial uses other than the manufacture of foodstuffs for human consumption”. Possibly, this kind of classification could be developed for other agro-biomass, which are not used for food or feed production [2].

EUBIONET III identified torrefied biomass (usually traded as pellets or briquettes) as a new commodity, which may soon be internationally traded. Torrefaction is a mild pre-treatment of biomass at a temperature between 200-300 °C, which improves the fuel quality for combustion and gasification applications. In combination with pelletisation, torrefaction also aids the logistics issues that exist for untreated biomass. Torrefaction of biomass is an effective method to improve the grindability of biomass to enable more efficient cofiring in existing power stations. In the future, new codes will be needed for this product. A difficulty is that torrefied biomass can be prepared from different kinds of raw material, and thus the physical and chemical properties may vary. Torrefied pellets can be classified separately or CN codes 4401 31 “Wood pellets” and CN code 1213 000 “Cereal straw and husks, unprepared, whether or not chopped, ground, pressed or in the form of pellets” can be modified in the subheading note, specifying that pellets can be also thermally treated before compression [2]. Furthermore, biobased pyrolysis oil (mainly produced from woody biomass) can be used to substitute heating oil or further refined to transport fuel. Current utilisation is marginal, but in case commercial application increases, it will also need an own CN code. [2].

2.4 Biomass use in “new” industrial sectors

While biomass utilisation for energy is already common for decades in e.g. the forest industry, there are many “new” industry sectors which are either energy-intensive (e.g. metal, chemical and cement manufacturing sectors) and/or produce biomass waste streams (e.g. the food and beverage industry), and could therefore use biomass as energy carrier. Currently, the share of bioenergy in the studied industrial sectors ranges between 0.5–11.7% of the total energy consumption, the biggest share being in Portugal. Results show that the cement industry and food industry have good potential to increase the use of biomass and biodegradable fraction of waste in their energy production [15]. In many countries, especially in Scandinavia, bioenergy use is already quite well established in the chemical and mechanical forest industry. These industries are able to use their own by-products in their energy production, which makes the investments on bioenergy economically viable.

On the other hand, several other industrial sectors require large amounts of energy in their processes, but the share of bioenergy is negligible. These industries might form a great opportunity for increased biomass use in energy production, provided that the bioenergy projects are competitive compared with traditional energy solutions [15].

The industries investigated (plan to) use bioenergy to reduce GHG emissions, to receive green certificates, to use by-products and to improve their brand image. Still, bioenergy has not yet been as widely taken into account as fossil fuels when it comes up to finding a solution to produce energy. Some industries are not yet convinced, as many of the industrial bioenergy projects currently in service are quite new, which leads to difficulties in estimating the projects' impact and relevance [15]

In some industrial sectors, such as the food and beverage industries, all or part of the by-products can be used in bioenergy production. In these industries, the share of bioenergy is somewhat bigger, but there is room for improvement. However, in many cases, other uses of the by-products e.g. as fertilizer or animal feed are more profitable. Also, high investment costs and quite complicated technologies limit the companies' willingness to invest in bioenergy systems. In the interviews carried out, several companies expressed their interest in bioenergy systems. Many of them had already plans for new projects, but they have been postponed due to the recession in 2008 [15].

The steel sector requires high-quality fuels for the industrial processes, which many common biomass fuels do not meet. One possible solution for those industries could be replacing coal with torrefied wood. The largest potential for increased bioenergy use lies in the cement industry, where the requirements for fuel quality are not so strict. In the cement industry, however, the energy consumption is so enormous, that even a small percentage of biomass in the fuel mix would require such large amounts that the security of fuel supply may become a major obstacle [15].

Concluding, in general, the new industries are interested in bioenergy and willing to make their image greener, but the practical problems such as lack of infrastructure, insecurity of biomass supply and high fuel prices tend to limit the realisation of investments. In many countries there is also a lack of skilled labour and knowledge on the new technologies.

As shown in chapter 2.2, the largest unused biomass potential can be found in fruit and herbaceous biomass fractions. As the insecurity of fuel supply has been a major bottleneck, there is a need for further research to investigate if the fruit and herbaceous potential could be a solution for the new industries [15].

3 Price mechanisms and wood fuel price indexes

With the growing demand for renewable energy, European wood energy markets have continuously increased in size from the early 1990's to the present. In 1990, the share of "biomass & wastes" in the energy consumption of the EU-27 countries was 2.7%. This share had doubled to 5.4% by 2007. Since the lion's share of the fuels included in the "biomass & wastes" category consists of wood fuels, this means that wood as an energy source is increasingly becoming a more important part of the European energy system. As the use of wood energy has grown, the structure of wood energy markets has changed. What was once primarily a local or regional fuel – in the sense that production and consumption was geographically proximate – it is gradually changing into an internationally traded energy commodity.

The lack of market information has been pointed out as an important barrier to further development of trade in biomass for energy. If there is no readily accessible information on available quantities, trade flows and price levels, this presents a major obstacle to market actors aiming to trade the commodity. Important strategic decisions may have to be taken without sufficient knowledge of market conditions. In order to avoid this, large amounts of financial and human capital need to be invested in acquiring market information for specific business transactions. Neither of these options represents an effective means of business conduct. Furthermore, "[market] transparency is the enemy of trading margins" and increased availability of market information is a vital step on the path towards a fair, competitive and efficient market.

To increase quality of available wood fuel price statistics, a survey collecting wood fuel prices for a majority of the European countries was conducted. The aim of the work leading up to the working paper: Wood fuel price statistics in Europe has been to use the network of partners participating in the EUBIONET III project to compile a database of price statistics on wood fuels from as many European countries as possible. By making up-to-date as well as historical wood fuel prices available to a broader audience, this work will hopefully make a contribution towards increasing the level of transparency in the European bioenergy market. Besides presenting the collected price statistics, the working paper also briefly discussed the level of availability and quality of wood fuel price statistics in the EUBIONET III partner countries [13].

Despite this growth in both market size and geographical extension, there is in general a lack of knowledge concerning how wood energy markets function. This is especially true for issues regarding wood energy price development and price formation. In the background report "Price mechanisms for wood fuels" [13], several aspects of wood energy price formation and price mechanisms are highlighted and discussed, with special focus on the effects of new raw materials and international trade in wood fuels. Actual price levels in different European countries were also discussed.

Two partner surveys were made [12], first one in the spring of 2009 and second in spring 2011 to gather availability and quality of wood fuel price statistics in the European countries, and second a questionnaire for collection of price statistics for (results by end of 2010 are presented in brackets):

- wood pellets (residential market, bulk delivery) (11-14 €/GJ, 39.6-50.4 €/MWh);
- wood pellets (residential market, bags) (7.5-14.5 €/GJ, 27-52.2 €/MWh);
- wood pellets (industrial market) (6-10 €/GJ, 21.6-36.0 €/MWh);

- wood briquettes (residential market) (9-17 €/GJ, 32.4-61.2 €/MWh);
- wood briquettes (industrial market) (6-10 €/GJ, 28.8-36.0 €/MWh);
- wood chips (residential market) (3-6.5€/GJ, 10.8-23.4 €/MWh);
- wood chips (industrial market, Fig.5) (2-6.7 €/GJ, 7.2-24.1 €/MWh);
- firewood (residential market, broadleaved) (3-13.8 €/GJ, 10.8-49.7 €/MWh);
- sawmill by-products (2.5-4 €/GJ, 7.2-14.4 €/MWh).

Prices have been collected to cover the period of second half of 2006 to end of the year 2010 [12].

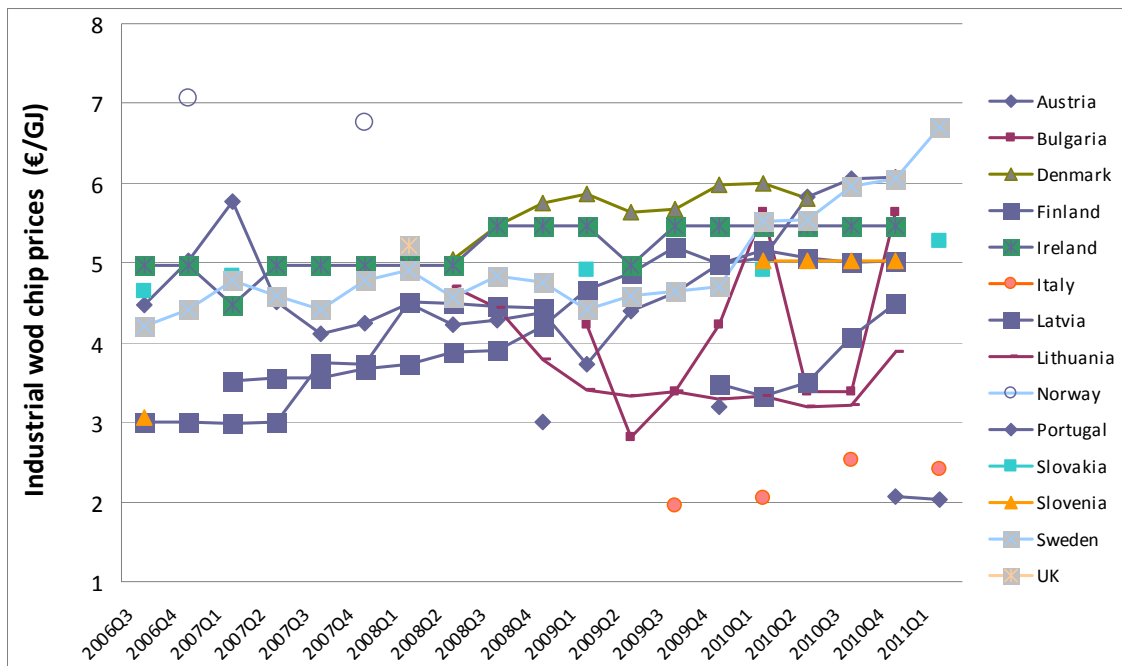


Figure 5: Price development of industrial wood chips without VAT, €/GJ (=3.6 €/MWh) [12].

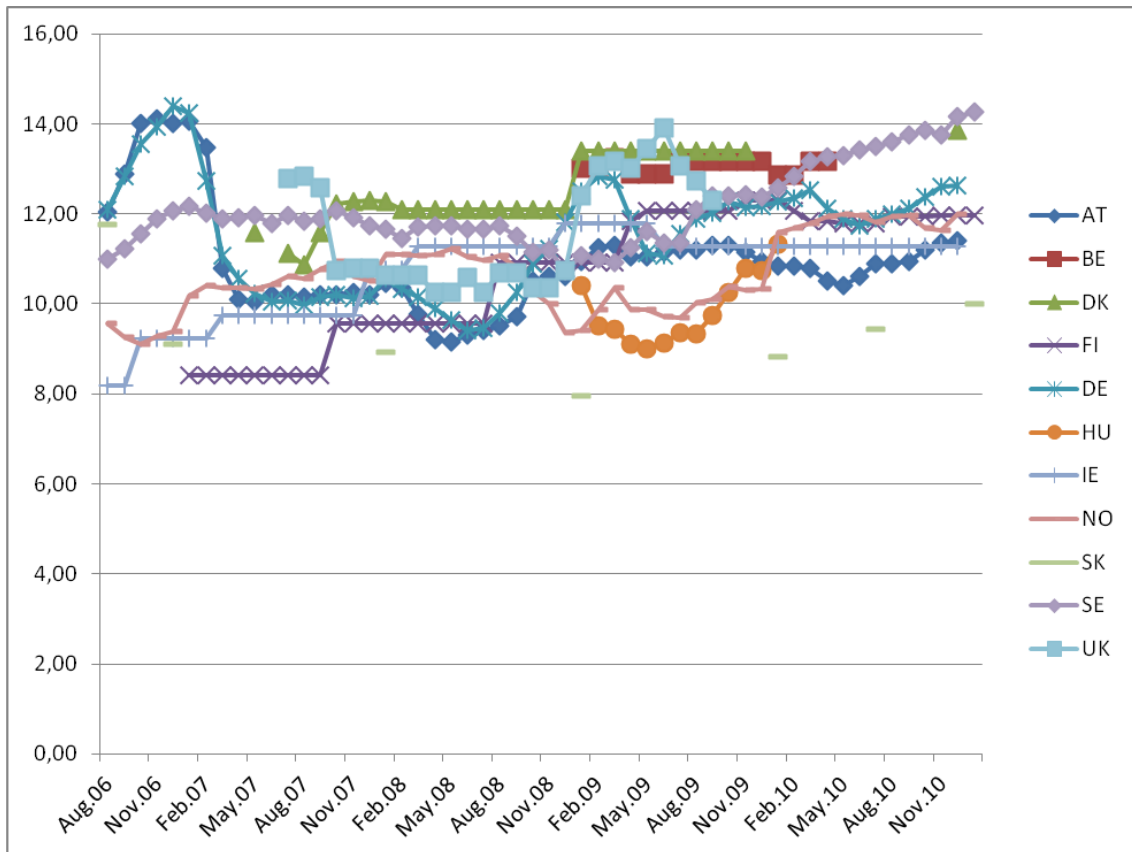


Figure 6: Price development of domestic wood pellets without VAT, €/GJ (≈ 3.6 €/MWh) [12].

EUBIONET III has worked with biomass prices and price indexes since 1999. The aim is to enhance regularly price collection for most important biomass fuels [12]. In the last few years, commercial indexes have appeared such as Argus Biomass Markets, APX-Endex and FOEX indices Ltd, see also Figure 7. These indices cover wood pellet markets in different parts of Europe (e.g. CIF Rotterdam and the Baltic Sea Area) and parts of North America. EUBIONET III project has cooperated mainly with FOEX Indexes on price and pellet quality issues. In October 2010 FOEX and WRI have agreed to partner in the launching of global wood chip price indices. Such developments again show that the trade in refined and unrefined biomass is slowly maturing, but bioenergy markets are still far away from fully-developed energy markets such as coal, oil or natural gas [12].

Needless to say, there are great differences between European countries with regard to availability of statistics and whether these are compiled in an orderly and standardized manner or not. This depends to a large degree on the level of development of biomass energy in the respective countries. A review of the situation in the partner countries who responded to the initial survey, based on the contributions from the country representatives is presented in the working paper [13]. By raising this issue, the EUBIONET III project hopes that statistics agencies on national and European level, as well as bioenergy business organizations, are made aware of possible flaws in the price statistics and are encouraged to contribute to increase the quality of statistics. This is crucial for the future development of the European bioenergy market [12, 13].

As for the specific factors driving wood fuel price development, it is important to note that there is a distinction between factors that affect prices in the long and short run. For example, it is sometimes casually said that bioenergy prices rise because of higher oil prices. This is in one sense a valid statement, but it is important to be aware of the fact that this statement only seems to be true in a period over one or several years, whereas there is little

connection between e.g. the prices of crude oil and wood pellets if one looks at short-run price variations. In the long run, it is natural to expect that high oil prices increase the incentive to use alternatives such as wood pellets, which in the end increases pellet demand and pushes prices upwards. This is a process that involves investments in new equipment and other long-term decisions and hence it is not strange to find a lag of a year or more between oil price hikes and subsequent increases in bioenergy prices. However, the connection to the prices of alternative fuels is likely to be substantially more important in the large-scale industrial sector, which is more fuel flexible and can potentially switch between coal and wood pellets depending on the prices of the respective fuels (and emission permits). Cofiring of wood pellets with coal in large-scale power stations is already an established practice in the Benelux countries and there is great potential in Europe for expansion of wood fuel co-firing. The potential for fuel switching between coal and e.g. wood pellets is likely to lead to a correlation between prices of the two fuels. This development is further supported by technological developments in the wood fuel sector, especially the expected commercialization of torrefied pellets.

The factor that hitherto has been dominant for the short-term development of wood fuel prices has been production costs. A clear example of this was seen in the wake of the financial crisis in late 2008 and early 2009, when prices of oil, coal and natural gas plummeted but the prices of wood fuels instead increased. The cost of purchasing raw materials is the biggest part of production costs of refined biomass fuels such as wood pellets. The traditional and “easy” raw materials base for wood pellet production (mainly sawdust) is now starting to become scarce, leading to increased interest in other raw materials. However, the introduction of untraditional raw materials need not automatically lead to higher wood pellet prices as this is a factor that depends much on competing demand for the new raw materials from other industrial sectors. The increased demand for raw materials for wood pellets will, however, most likely lead to more discussions about the competition for round wood and saw mill by-products between an energy sector continuously demanding more fuel and a pulp & paper industry struggling with a weak market, especially for products such as newsprint [12].

International trade has only begun to change the nature of wood fuel markets. As trade in wood fuels increases, factors such as freight rate and exchange rate fluctuations will become increasingly important. Hence, the future development of national and regional wood fuel prices is likely to be affected by plenty of issues that by no means will be limited strictly to local supply/demand balances. Petrol consumers are by now not surprised by increased prices at the pump being explained as ripple effects from developments in the crude oil market, be it unusually cold weather in the North-East US, droughts in Venezuela or hostilities in the Niger Delta. Although it may take some time before e.g. the wood pellet market has reached this level of internationalization and interconnectedness, the speed at which the wood fuel market is developing is a harbinger that the truly global wood fuel market might not be that far into the future [12, 13].

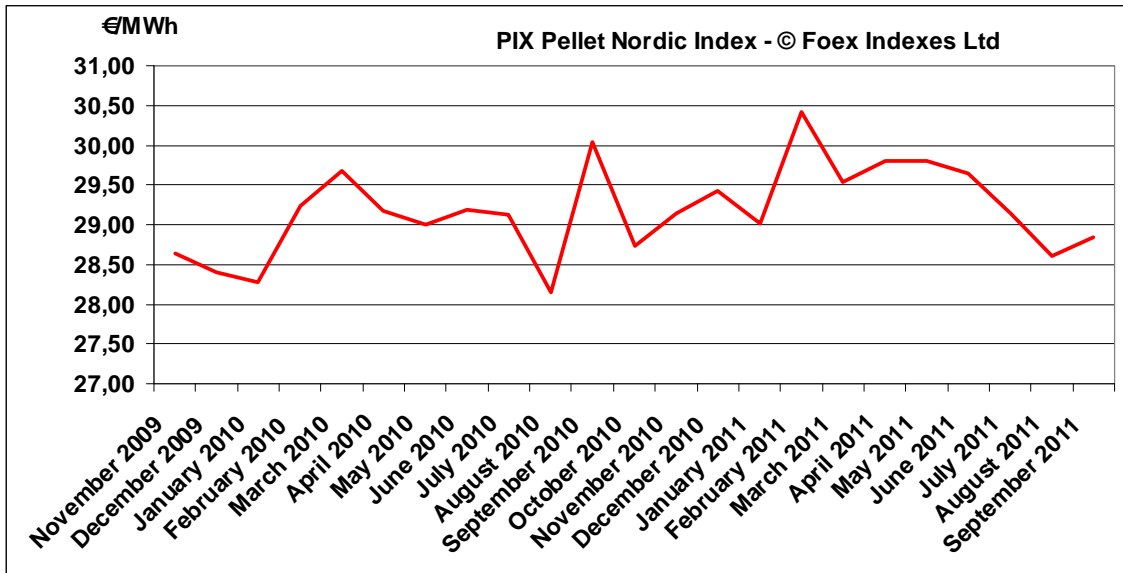


Figure 7: Price development of industrial wood pellets (€/MWh) during November 2009 – April 2011.
 Note 1 €/MWh equals to 0.28 €/GJ. Source: FOEX Indexes Ltd.

4 Sustainability of solid biomass fuels, legal issues and standardisation

4.1 Sustainability questionnaire

Sustainable production, trade and use of solid biomass is becoming increasingly important, as several EU countries such as Belgium and the UK have already introduced mandatory sustainability requirements, and the EC may consider to introduce EU-wide criteria after 2011. One of the EUBIONET III objectives was to make an inventory of views from stakeholders on the necessity of sustainability certification systems and provide an overview of the current state of the art of different sustainability criteria and certification standards in the European Union.

For the first aim, a questionnaire on sustainability criteria and certification was distributed by all EUBIONET III partners. This questionnaire analyzed the ongoing development of sustainability criteria for solid and liquid Bioenergy in the EU and further actions needed to come to a harmonization of certification systems, based on EU stakeholder views. The questionnaire, online from February to August 2009, received 473 responses collected from 25 EU member countries and 9 non-European countries; 285 could be used for further processing [6]. A large majority of all stakeholders (81%) indicated that a harmonized certification system for biomass and bioenergy is needed, albeit some limitations. Amongst them, there is agreement that:

- (i) a criterion on ‘minimization of GHG emissions’ should be included in a certification system for biomass and bioenergy,
- (ii) criteria on optimization of energy and on water conservation are considered of high relevance, (see also figure 6).
- (iii) most of respondents prefer the mass-balance system or the track-and-trace for determination of the chain of custody (CoC).
- (iv) the large variety of geographical areas, crops, residues, production processes and end-uses limits development towards a harmonized certification system for sustainable biomass and bioenergy in Europe,
- (v) making better use of existing certification systems and standards improves further development of a harmonized European biomass and bioenergy sustainability certification system, and
- (vi) it is important to link a European certification system to international declarations and to expand such a system to other world regions.

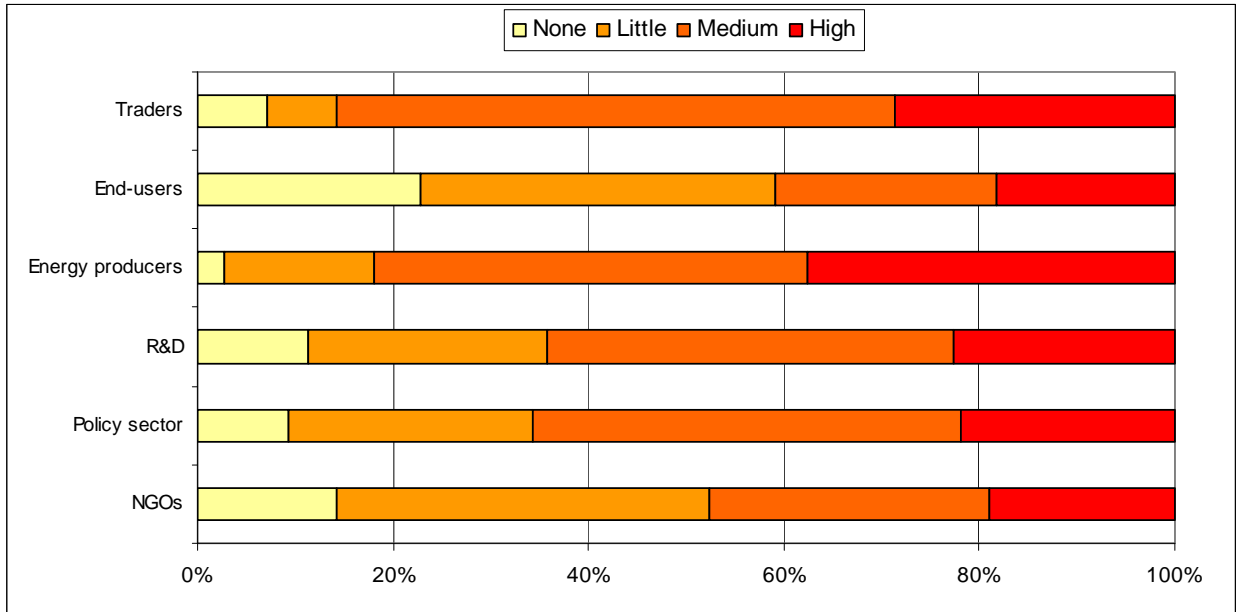


Figure 7. Expertise level of different stakeholders [6].

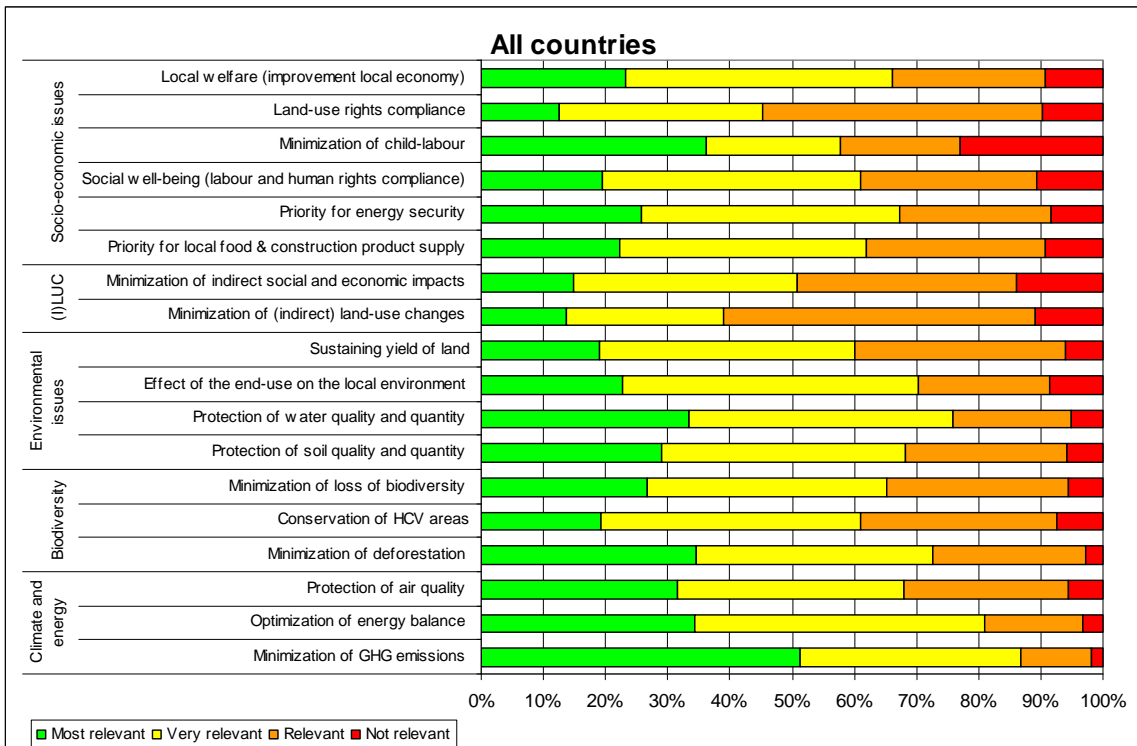


Figure 8: Total response in all countries to indicate the importance of sustainability criteria to include in a biomass and bioenergy certification system [6].

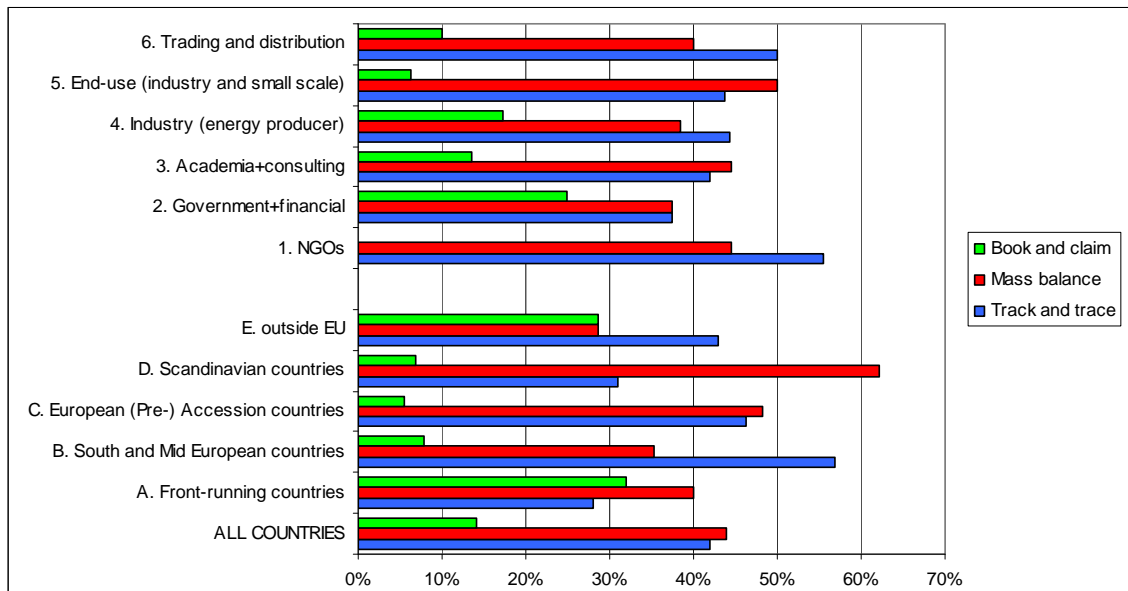


Figure 10: Chain of Custody system is most useful for a European certification system for biomass and bioenergy in Europe [6].

4.2 Survey of existing national and international sustainability criteria

Furthermore, existing certification systems and sustainability criteria are likely to have different and partially contradicting methodologies. For the market, the variety of the certification systems is confusing and for biomass producers it can be difficult to find the right certification system, which satisfies the needs of clients but does not require too much costs and work. Therefore, in an evaluation, 44 different national and international systems and initiatives to guarantee to sustainability of biomass were compared and analyzed [10, 11]. Some of the initiatives are developed for organic agriculture, some for sustainable forestry management and only a few are developed to certify biomass for bioenergy purposes. The scope of the initiatives differs and the geographical coverage varies for each of the initiatives. The scope of many (national) initiatives lies on organic agriculture and does not include greenhouse gas emissions or social issues. Also forestry, with long experience on certification issues, has not included the GHG emissions along the product life chain in the criteria for sustainable wood [10, 11].

Only the newly developed certification systems specifically for bioenergy, such as the UK's Renewable Transport Fuel Obligation (RTFO), the Dutch standard NTA8080, the International Sustainability and Carbon Certification (ISCC), the Round Table on Responsible Soy Association (RTRS) and the Roundtable on Sustainable Biofuels (RSB) covered all sustainability requirements defined by the European Union.

To reduce the complexity it would be easier, if the amount of different systems would be reduced. Also, a comprehensive bioenergy sustainability certification system should not be based on a single crop (examples The Roundtable on Sustainable Palm Oil (RSPO), the Round Table on Responsible Soy Association (RTRS), the type of the bioenergy (solid or liquid, as example the EC sustainability criteria) or the application (transport, heating, food, e.g. for transport the UK's Renewable Transport Fuel Obligation (RTFO) [10, 11]. For example, the forestry certification systems FSC and PEFC do not include greenhouse gas emission criteria. The focus of FSC and PEFC lies on other use of wood than energetic, but as forestry is the largest bioenergy supplier in the European countries, the inclusion of the GHG-emissions in the forestry certifications should be discussed in the future. Only in Finnish forest certification system there are special requirements for energy wood [10, 11].

It is too early to estimate, if the audits and verification systems can guarantee a sustainable production of biomass for energy purposes or if the difficult problems of indirect land use change or GHG emission calculation method still affect the credibility and interest of the stakeholder on the initiatives. Summarizing, measuring and quantifying sustainability of bioenergy is a very complicated issue. The meaning of sustainability can be defined in different ways, depending of the context and of own values and interests. It is almost a philosophical question how to measure something, whose three dimensions (environmental, social, and economic) sometimes are even in conflict with each other. In the long run, the aim could be to develop some basic principles which apply for all agriculture to guarantee a sustainable land use and agriculture in aim to produce bioenergy. For different energy crops there could be several sub-standards to meet the special needs of each application. It could be even considered to expand sustainability certification not only to all bioenergy, but also to all biomass usage. Food, fodder, and industrial use could be included and sub-standards under the general principles formulated [10, 11].

4.3 Supporting CEN standardization of solid biofuels

The EUBIONET III project also carried out a survey on the industrial wood pellet product standard. Many industrial pellet users have proposed similar product standard as EN 14961-2 – Wood pellets for non-industrial use. In this standard properties are bind together to form classes: A1, A2 and B. EN 14961-2 standard is approved and has been published in June 2011. The draft ENplus by the European Pellet Council (EPC) and DINplus certification handbook was also disseminated to partners and other target organizations. The aims of the questionnaire were to find out [3]:

- if a special industrial pellet product standard is needed;
- to collect proposals regarding what this standard should include;
- if certification system for industrial pellets is needed and if this certification system should include sustainability issues;
- what are the raw material requirements e.g. can chemically treated material accepted;
- if standard for thermally treated biomass e.g. torrefied pellets is needed.

Feedback was gathered from 44 responses representing different European countries and Canada, including 18 producers, 17 end-users and 13 other organizations like associations and certification bodies. It should be noted that 5 respondents had multiple roles, e.g. function both as a producer and an end-user [3]. All large consumers of industrial wood pellets (utilities with coal power plants in several EU-countries) replied to the questionnaire.

Most of the respondents replied that they were going to use EN 14961 standards (60%), while 27% are not going to use it (Figure 11). 39% of the respondents found separate industrial pellet standard important, but the same percentage also indicated that such a standard is not necessary, or that the EN 14961-1 standard could be used with some additional parameters. Roughly the same result was found for torrefied pellets. 49% of the respondents found that a certification system is needed whereas 36% thought it was not needed. Sustainability certification was especially found important in the Netherlands, UK and Belgium. Most respondents from the Nordic countries and some Central European countries did not find this necessary, because raw material comes from certified forests. While 50% of the respondents did not support the use of chemically-treated material, 32%

supported the use of small amounts of chemically treated material e.g. glued wood, but only if the combustion technology and flue gas cleaning system is advanced. Most of the respondents would not allow chemically treated raw material to be used in pellets destined for domestic consumers. Properties, which were proposed by respondents for specification of industrial wood pellets, are presented in Figure 12. Normative properties are mandatory and informative properties are voluntary [3].

Note that the ISO/TC 238 working group 2 is currently preparing the standard ISO 17225-1 “General requirements”. The creation of a single master table for thermally treated biomass is proposed at the moment. Torrefied pellets could be classified under this pellets table by adding some additional property classes for bulk density, fixed carbon and moisture content. Torrefied pellets are not yet a common bioenergy commodity, so it is too early to set many property classes and values for them. The table should be very general and flexible [3].

Whilst drafting the product standard EN 14961-2 for non-industrial wood pellets, some of the power producers already commented that a similar table should be available for industrial use, too. The ISO product standard under preparation (ISO 17225-2 “Graded wood pellets”) will include also separate tables for non-industrial and industrial use. Proposals for threshold values collected by EUBIONET III will be disseminated to the ISO/TC 238 working group 2 for discussion. The ISO/TC 238 working group is drafting solid biofuels standards during 2011 and 2012, and the results of this questionnaire are to be discussed during the next ISO meeting in Thailand in November 2011 [3].

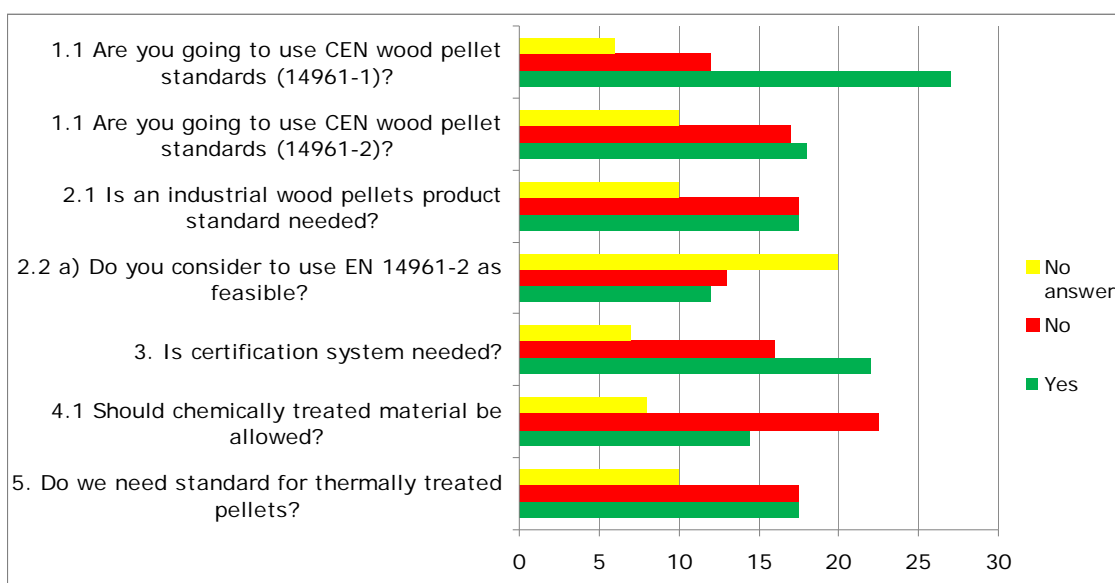


Figure 11: Summary of the replies for different questions [3].

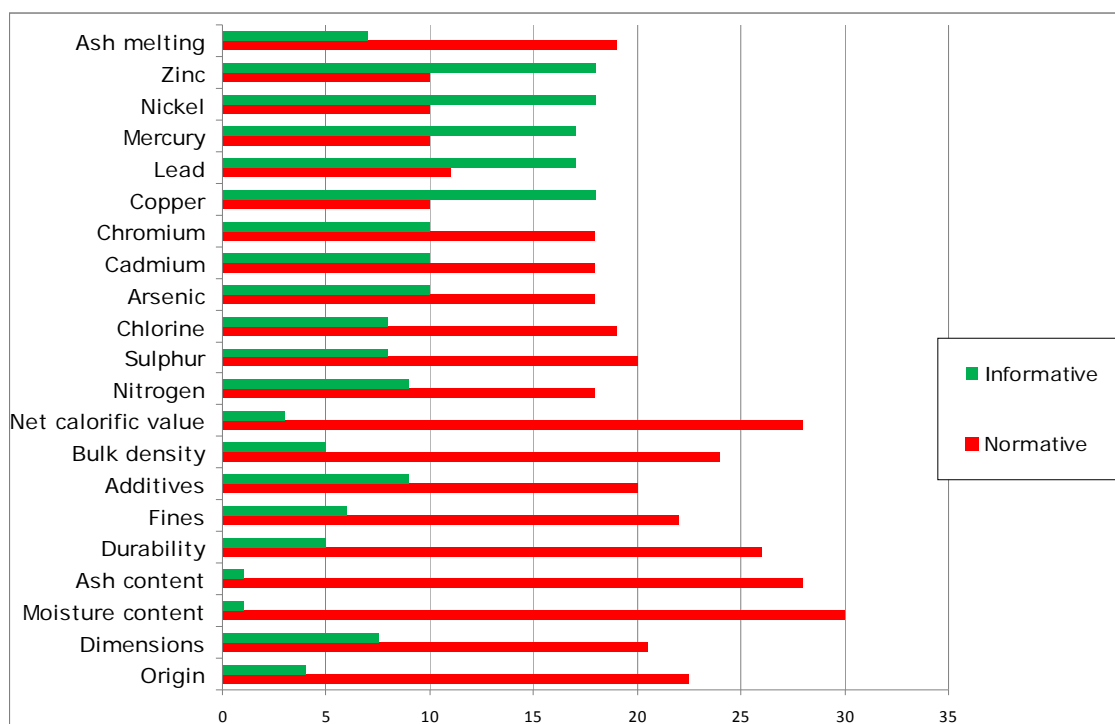


Figure 12: Properties, which were proposed by respondents for specification of industrial wood pellets. Normative properties are mandatory and informative properties are voluntary.

4.4 Legal and technical requirements of biomass and bioenergy

In the directive 2009/28/EC the European Union has set an overall target of 20% share of energy from renewable sources in the gross final energy consumption in 2020. For each country there are individual binding targets depending on the renewable energy potential and energy mix of the country. The countries use different methods and instruments to meet the targets defined in the Directive and to increase the use of bioenergy and other renewable energy sources.

The aim of this study was to look legal incentives and other policy regulations and guidelines for bioenergy, which were in force in beginning of 2010. A broad variety of policy instruments are set to support the use of bioenergy and other renewable energies. This chapter is based on country reports written by project partners on legal incentives to promote the use of bioenergy and renewable energy sources.

The Steering Committee proposed that information on the National Renewable Energy Action Plans (NREAP) could be included into the summary report. A questionnaire on the NREAPs was filled by the partners in October 2010. The country reports and the NREAP questionnaire can be downloaded from the web page www.eubionet.net and are summarized in this chapter.

In the country reports the legal incentives were divided into the following categories:

1. support for research, development and demonstrations;
2. energy taxation (e.g. CO₂ taxes for fossil fuels);
3. investment support (separate harvesting machinery and heat and power production);

4. feed-in-tariffs and other support for heat and power production;
5. support for wood fuel and round wood supply (e.g. in Finland support for harvesting energy wood from young stands, chipping support);
6. Other (e.g. support of agrobiomass of production of biomass for energy generation).

The different legal incentives in the project countries are summarized in Table 2.

Table 2. Summary of different legal incentives to promote use of bioenergy and renewable energy sources in EUBIONET III partner countries [4].

Country	R&D support*	Investment aid	Energy/C O ₂ taxation	Electricity production**	Other
Austria	(X)	(X)	(X)	FIT	Forestry subsidy programme, Klima: aktiv Programme
Belgium				X	
Denmark	X		X	(O)	
Czech Republic	X	X		O	Support for short rotation coppice
Finland	X	X	X	FIT, O	Support for the forestry and agricultural sector (young stands, chipping support)
Germany	X	X	(X)	FIT	Obligation to use a certain share of RES in heating of new buildings
Greece	(X)	X	X	FIT	Process for the concession of exploitation and improvement of forests
Italy	X	(X)		GC, FIT	Rural Development Programmes
Latvia	(X)		X	FIT, O	
Lithuania	X	X	(X)	FIT	
The Netherlands	X	X	X	FIT	Program Sustainable Biomass Import
Norway	X	X	X	(GC)	Subsidy for forest biomass for energy purposes
Portugal	X			FIT	Permanent Forest Fund, Rural Development Programme
Slovakia	(X)	X	(X)	FIT	
Slovenia	(X)	X	X	FIT	
Spain					
Sweden	X	(X)	X	GC	
UK	X	X		GC, FIT	support for energy crops growing; Forestry Commission's Wood fuel Strategy; Renewable Heat Incentive
* part of national energy strategy					
** feed-in-tariff, FIT / green certificates, GC / other, O					

5 Agro-industrial residues – an unexploited bioenergy resource

In the past years, there is an increasing debate regarding the use of energy crops for e.g. liquid biofuels production. One of the criticisms is whether it is improper to use crops that can be used for food or feed. Furthermore, in the next decades, a huge pressure on the "traditional" biomass resources like wood and straw can be expected, because many EU countries plan to use these types of biomass for energy, as laid down in the national renewable energy plans (NREAPs) published in 2010 [7].

In the past years, there is an increasing debate regarding the use of energy crops for e.g. liquid biofuels production. One of the criticisms is whether it is improper to use crops that can be used for food or feed. Furthermore, in the next decades, a huge pressure on the "traditional" biomass resources like wood and straw can be expected, because many EU countries plan to use these types of biomass for energy, as laid down in the national renewable energy plans (NREAPs) published in 2010 [7].

In the EUBIONET III project, the aim was to scan the European market for unexploited "alternative" biomass resources. The main focus was on agro-industrial residues, although also other biomass was included in the inventory. Also, the aim of EUBIONET III project was to point out ways of improving fuel characteristics of the agro-industrial biomass resources [15]. For each country, the project partners reviewed existing biomass surveys, identified possible gaps, and collected data from industry through their own network of contacts. The data in the project are based on partners' contacts in EU countries as well as project participants' estimates of the total potential on the basis thereof.

The results indicate that there are considerable unexploited resources. The actual amount reported by EUBIONET III partners correspond to an energy potential of approximately 100 PJ (2.4 Mtoe) – is still the basis of biomass, which was identified through direct contacts with the industry [7]. Based on these amounts, each partner estimated a total potential for the entire country. These estimates amounted to a total of approximately 250 PJ (6 Mtoe) in 17 European countries (see also Figure 13). Given the fact that some EU countries with a large agricultural sector were not assessed (e.g. France), the total EU potential is likely to be even large [7]. Previous experience from a scan of the Danish market shows a potential of about 500,000 tons of agro-industrial residues alone. As a first-order estimate, if this is scaled up to European level (based on the number of inhabitants) the potential is estimated to be around 750 PJ (17.9 Mtoe). This is equivalent to slightly less than the total annual energy consumption in Denmark [7]. However, it needs to be pointed out that the amount of agricultural activity per capita differs amongst EU member states, so this should only be seen as a rough approximation.

In Southern European countries (Greece, Italy, Spain and Portugal) residues from olive production are by far the largest resource. It has been difficult for the partners from these countries to provide precise assessments of the volume, but based on an overall olive harvest of just over 10 million tons, the annual amount of residues would be more than 7 million tons, equivalent to a theoretical energy potential of more than 150 PJ. It should be mentioned that the energy utilization of olive waste is already growing rapidly, as well as for nuts (almond, hazel etc.) shells that in Southern Europe is becoming an interesting potential energy resource, presently already used in substitution of wood pellet fuel into small scale stoves and boilers [7].

Another large resource is grain screenings, at the European level assessed at a theoretical potential equivalent to 40 PJ (1 Mtoe). Other biomass types could be residues breweries,

the tobacco industry and plant oil (besides olive oil) production, e.g. sunflower shells, sheanut shells etc. [7].

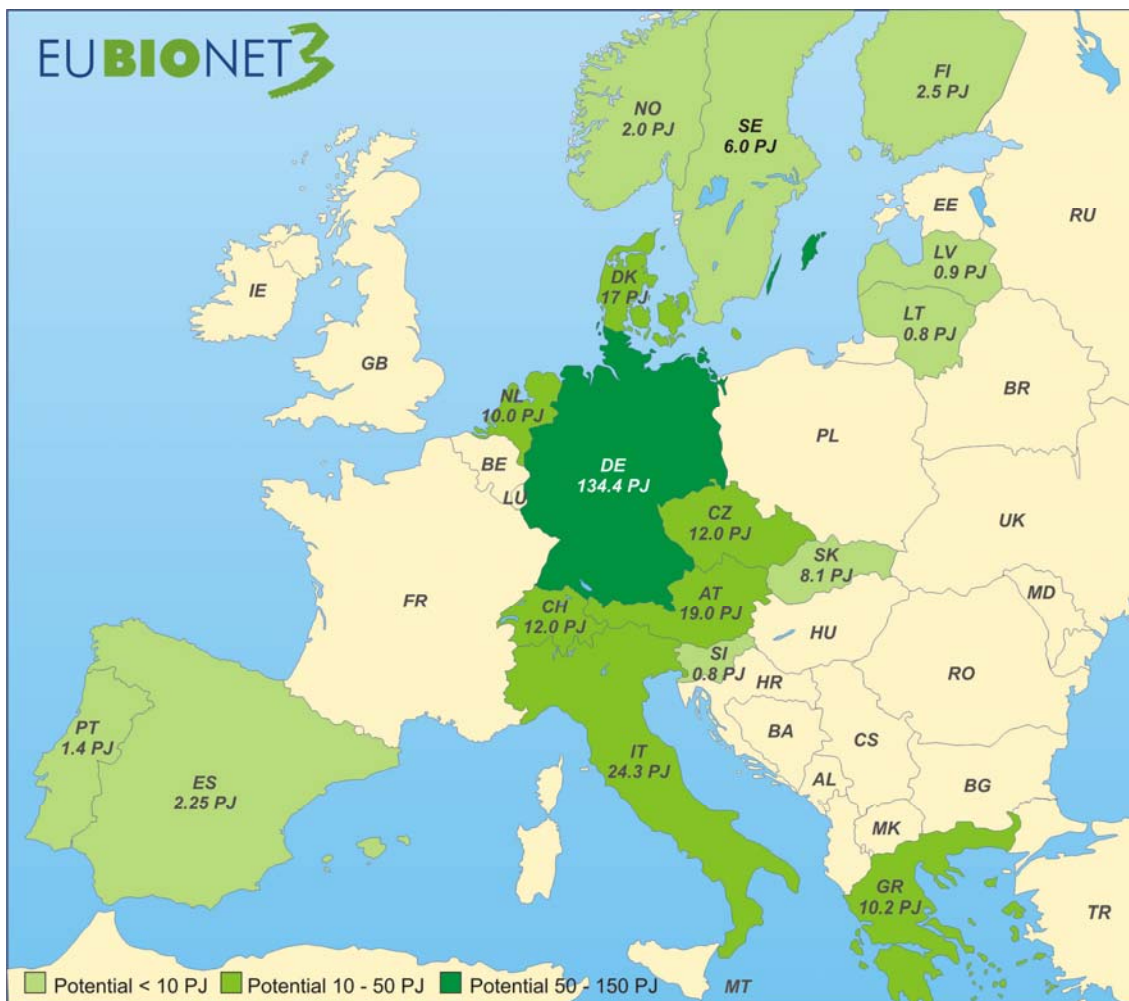


Figure 13: Estimated unexploited agro-industrial residues [7].

While the technical potential of agro-industrial residues is likely to be significant, their commercial exploitation (and exploitation of other "alternative biomass") is not without challenges. Firstly, often, these biomass types generally have a high water and/or ash content, and their chemical composition may cause problems during combustion. Therefore, it is important to select the conversion technology, which is best suited for the product (i.e. combustion, fermentation, gasification etc.). Secondly, it's possible to improve the fuel characteristics of the agro-industrial biomass in several ways, depending on the type of conversion to be used. For combustion/thermal gasification, the following methods are among the most applicable [7]:

- “washing” of the biomass can remove a substantial part of the difficult substances in the biomass (i.e. potassium and chlorine in straw);
- using additives for slag abatement/prevention of deposit formation, including;
- combustion catalysts; in order to improve the combustion;
- coating inhibitors; intended to prevent sulphur related coatings;

- corrosion inhibitors; used to prevent chlorine and aerosol related corrosion and fouling.

For conversion methods, in which biological or biochemical processes are applied, different pre-treatment methods may be applied in order to improve the processes and increase the energy yield. Examples include [7]:

- enzymatic pre-treatment; enzymes are typically used to speed up biological and biochemical processes like for instance degradation of low soluble chemical structures in the biomass;
- thermo-chemical pre-treatment; a combination of heating and a chemical treatment (for instance with acid) can also “open” chemical structures;
- a combination of pressure and temperature (steam explosion) also results in the opening the biomass structure;
- grinding or milling of the biomass can improve the degradability of the biomass, simply by increasing the surface of the biomass to be exposed to the microbial activity.

Finally, in order to optimize biomass logistics and supply, biomass pre-treatment is often recommendable, such as baling of straw. Other examples are [7] drying to improve storage stability, chipping to ease transport and pelletizing/briquetting; to ease transport and reduce transport costs.

6 Biomass heating and cooling

The use of biomass for heat production in Europe is getting increasingly important, compared to fossil fuels, but also to other renewable energy sources. One of the main reasons is that biomass can easily be transported, stored, traded and used with several applications at the time and place where energy is needed [14]. One of the aims of the EUBIONET III project was to describe the role of heating and cooling with biomass in the EU. Due to analyses of national and European statistical data, the current status of heating and cooling with biomass and the availability of data is pointed out in a background report [14]. The actual developments in the biomass energy market are significantly influenced by European regulations. The Energy and Climate change package and the so called 20-20-20 targets, as well as the national implementation of the targets have effects on the biomass heating and cooling sector [14]. Approximately half of the final energy demand of EU-27 is used for heating. In 2008, about 11.9 % of this energy demand was covered by renewable energy sources. Estimates show that the EU-27 consumes about 55.1 Mtoe of biomass for heating, including wood, wood waste and renewable municipal wastes. The shares of biomass use for heat production in EU-27 countries are varying. Countries like Sweden, Finland, Austria, Germany or Latvia have a high share of biomass use for heat production, because of the traditional use of wood fuels in households and industries. In other countries like United Kingdom or Ireland, the share of biomass for heat is slightly increasing the last years [14].

The most common biomass fuels for domestic heat production are wood logs, wood chips and wood pellets. Especially for modern low-energy houses, wood pellets in combination with grate furnace technology are used. Wood pellets and wood log boilers are available with capacities of less than 25 kW, while wood chip boilers are produced with capacities from 30 kW up to several MW. Therefore, wood chip boilers are used for buildings with higher heat demand and for district heating systems [14]. Cooling with biomass is currently limited to centralized district solutions. The main market for district cooling is the service sector, followed by the food and mining industry. The residential sector at present is characterized by a low demand for biomass and district cooling. Domestic decentralized cooling systems are based on air condition produced by electrically-operated compressor chillers or solar power. The cooling market is currently dominated by air conditioning systems powered by electricity and the demand of electricity used for cooling is estimated with more than 260 TWh in Europe. Decentralized systems for cooling with biomass are at present not marketable and competitive [14].

The analysis also revealed that statistical data on biomass consumption for heating or cooling especially in households are rare and old. For an effective energy policy and to check developments and expected impacts of energy efficiency measures, a regular data collection is very important. There are a number of ongoing activities to improve the data availability on European Member States level, but these are not yet readily available [14].

A second goal was to give an overview of the technical possibilities and the state of the art of heating and cooling with biomass. To provide this overview, a catalogue for small-scale biomass boiler manufacturers was created to describe the actual biomass boiler market. The most important manufacturers of biomass boilers in the respective countries were selected by each project partner and presented in company fact sheets. These factsheets of 59 boiler producers include information on contact details, form and size of the company, number of employees and turnover, market share and sold units and a short description of their products. Countries like Austria, Germany, Finland and Sweden have a very broad range of different producers for small-scale boilers. Boilers are traded within whole Europe. Especially East-European countries are concentrated on home markets and export

their product limited to Europe and Russia. Producers in Austria, Germany, Finland and Sweden export their boiler within Europe, Russia, but also to North and South American Countries and also to Asian markets [14].

A third aim was to compare the costs of different heating systems. Therefore, based on actual market prices for boilers and fuels, a number of case studies were carried out to evaluate the costs when a fossil heating system is replaced by a biomass heating system. These case studies describe best practice examples and give an overall picture of the different heating situations and cost-differences between fossil and biomass fuels in European countries. The case studies also include calculations and comparisons of Greenhouse Gas (GHG) emissions in CO₂ equivalents of the fossil and biomass based heating system [14].

In total, 35 case studies with 67 different heating systems were carried out. These heating systems are fired with 19 different fuel types: 10 biomass fuels, 6 different fossil fuels and fuel combinations. Besides the different fuel types, the case studies also include a wide range of different boiler capacities. Wood pellet boilers represent the largest share of the heating systems evaluated: 18 case studies deal with wood pellets. The boiler capacity ranged between 8 kW and 1 MW, but most systems analysed were used in residential buildings with a capacity from 8 kW to 75 kW [14]. The second most common biomass fuel was wood chips with 12 different heating system examples. The capacities of the boiler range from 120 kW up to 3.3 MW. Wood chips are typically used in calculated in case studies of large building with a high heat demand [14]. Finally, log wood heating systems were evaluated in 8 case studies; capacities ranged from 15 kW up to 225 kW [14].

Figure 14 shows the correlation of investment costs and boiler capacity. The investment costs increase with a higher boiler capacity for biomass as well as for fossil fuel based heating systems, but there are clear economies of scale (i.e. the specific investment costs are decreasing rapidly with increasing size). Investment costs depend on the used technology and the fuels. The cheapest systems are log wood boilers. These boilers do not have any facilities for automatic charging and expensive storage technologies [14]. The lowest investment costs for fossil fuelled heating systems are reported for gas boilers connected to the gas grid and electric heaters. These systems need no technical equipment for fuel storage [14]. Note however that the fuels costs are the dominant factor determining the total costs of domestic heat production. Even though the investment costs of fossil fuelled boilers are lower than for biomass boilers, the specific total costs of biomass fuelled variants are in nearly all cases cheaper [14].

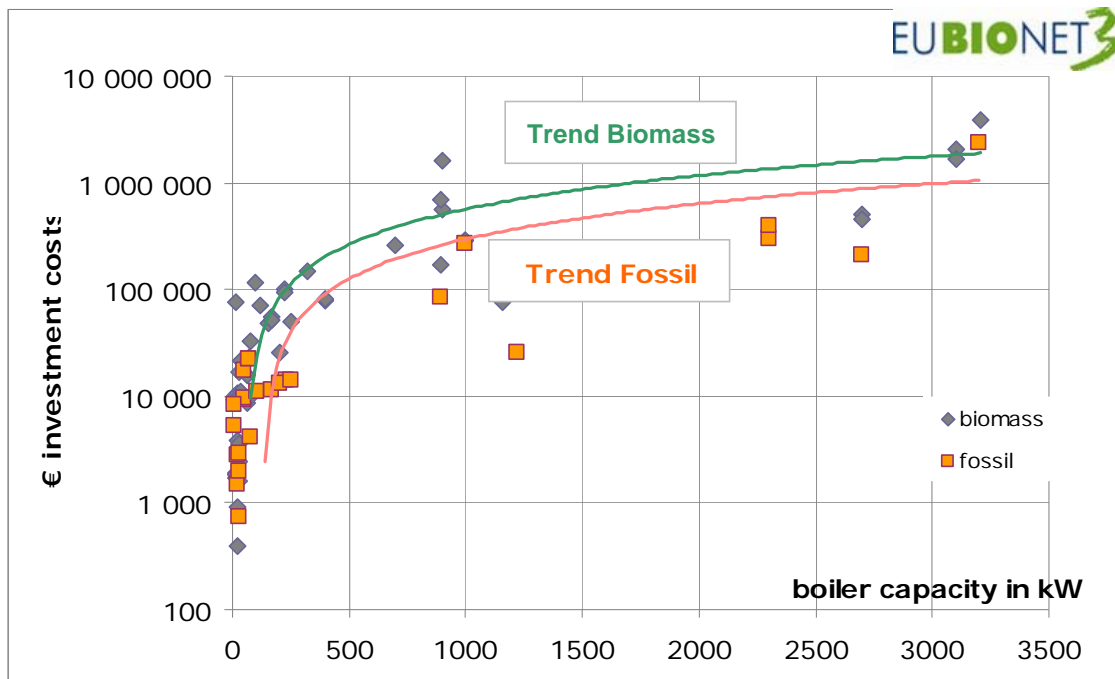


Figure 14: Correlation of investment costs and boiler capacity of biomass and fossil fuel heating systems [14].

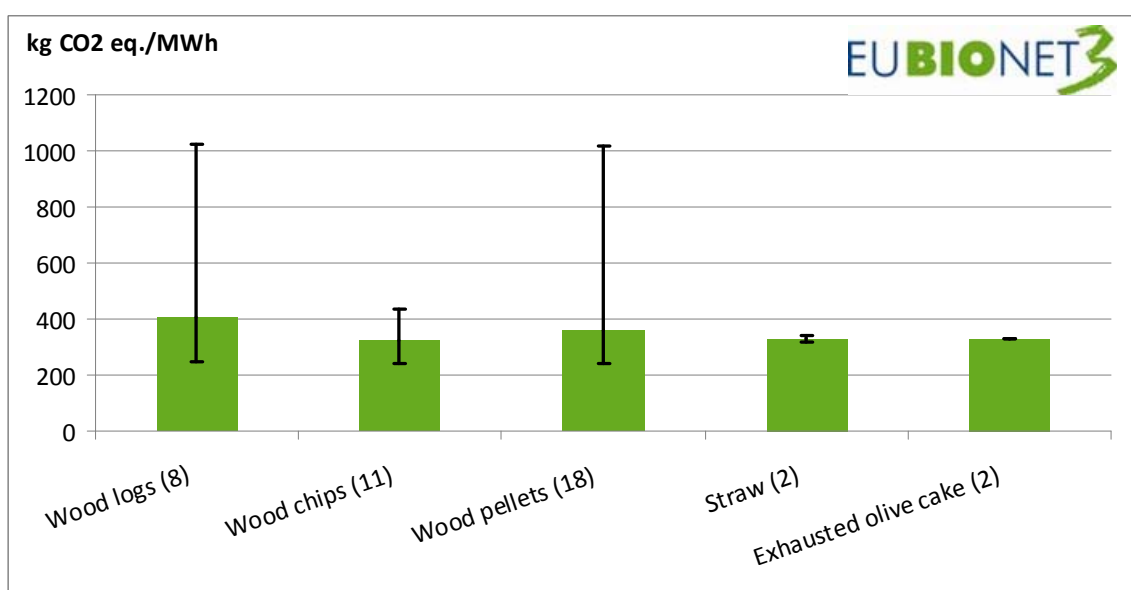


Figure 15: Specific reduction of CO₂ emissions of selected biomass heating systems (kg CO₂ eq. /MWh heat output) [14].

Next to comparing the costs of biomass heating systems with fossil fuel systems, also the GHG emission reduction potential was evaluated. The emissions of the respective heating systems were calculated with the life-cycle-analyzing software GEMIS. Figure 15 shows the specific reduction of GHG emissions. The error bars indicate the total range of results within the specific fuels. The partly large variations are due to different boiler capacities, technologies and heat demands [14]. The GHG reduction potential of a biomass heating system depends on the fossil reference heating system. Biomass fuels and fossil fuels based heating systems show a clear difference. Depending on the type of fuels and boiler, the potential GHG emission reduction ranges from 90% to 98% [14]. The highest reduction calculated in the case studies was more than 1,020 kg CO₂-equivalents per MWh, where an

electric heater was changed by a log wood boiler. The average CO₂-equivalents-reduction for all described biomass fuels ranged from 330 kg/MWh to 410 kg/MWh. Total emissions depend also on the required heat demand. If all case studies are realized and the fossil based heating systems are replaced by biomass systems, GHG emissions of about 19,000 tonnes CO₂-equivalent will be avoided each year. Furthermore, even with a blend of fossil and biomass fuels for heating systems, all case studies reached a reduction potential of more than 90%. [14].

7 Bioenergy and forest industry

With the increasing use of woody biomass for energy, there is a chance that competition for raw woody material has increased in the recent past, and may increase further in the future. To shed more light on this topic, aims of the EUBIONET III project were to analyze current wood flows, evaluate the effect of policy measures on the availability of woody material, and whether the currently unutilized woody biomass potential meets the requirements of the forest industry.

To show the current production, processing and consumption of wood in the EU-27, the wood flows were charted for the EU (see Figure 16) and in each country [1, 9]. Note that a large share of bioenergy in Europe originates from by-products and residues from the forest industry, both from mechanical and chemical processing that are not suitable for further processing for other products. Annual wood fuel use is estimated to be about 238 million solid m³, which is equivalent to 1,715 PJ (about 41 Mtoe) and production of final products is estimated to be about 300 million solid m³ [9]. Furthermore, it is noticeable that a large amount of forest growth of over 300 million solid m³ (the annual increment of wood stock) is not used [9].

A survey of legal incentives for forestry sector support showed that the majority of support actions relate to taxation, feed-in-tariffs, forestation, and thinning and harvesting support, especially for energy production purposes [9]. To evaluate the effects of policy instruments, a survey was sent to representatives of the forest industry and 38 responses were received. The survey focused on two topics:

- (1) understanding the situation with regard to competition for woody biomass between the forest industry and the energy sector, and
- (2) understanding the impacts of different policy instruments on wood availability and price levels.

Responses of the survey show that stakeholders have serious concerns regarding the future supply of wood to the forest industry at competitive prices due to the foreseen increased demand of biomass for energy use. On the other hand, decreasing the dependency of the fossil fuels was also seen as a positive development.

The inventory of available woody residues revealed that the currently unutilised resources are poor raw material for other forest industry uses. However, better statistics of wood production and use are needed. Current statistics shows great structural differences of forest biomass use between countries [1, 9].

As shown in Table 3, at the moment, the increased competitive situation of biomass between forest industry and energy sector is not reflected in export or import prices derived from statistics at a country level. However, because a major portion of market operations are exercised inside country, there can be operators that have faced competition in their area [9]. Earlier, wood prices were mainly determined by production costs, leading to price fluctuations. Since the demand is increasing and stabilizing due to energy production, the connection between wood price and fossil fuels price is expected to strengthen. Figure 17 summarize the use of wood in Europe in 2008.

Table 1. Apparent export and import prices of wood material in Europe (2009). The highest two values are presented in **bold**, the two lowest in *italics* [9].

	Median values			Unit
	Export value	Import value	Export - import	
Roundwood	49	50	-1	€ / solid m ³
Industrial roundwood	49	50	-1	€ / solid m ³
Chips and particles	<i>31</i>	<i>23</i>	8	€ / solid m ³
Recovered paper	78	99	-21	€ / tonne
Sawnwood	171	192	-20	€ / solid m ³
Fibre furnish	111	251	-141	€ / tonne
Wood fuel	<i>35</i>	<i>21</i>	13	€ / solid m ³
Wood pulp	353	399	-47	€ / tonne
Chemical and semi-chemical pulp	323	399	-76	€ / tonne
Wood residues	50	36	14	€ / solid m ³

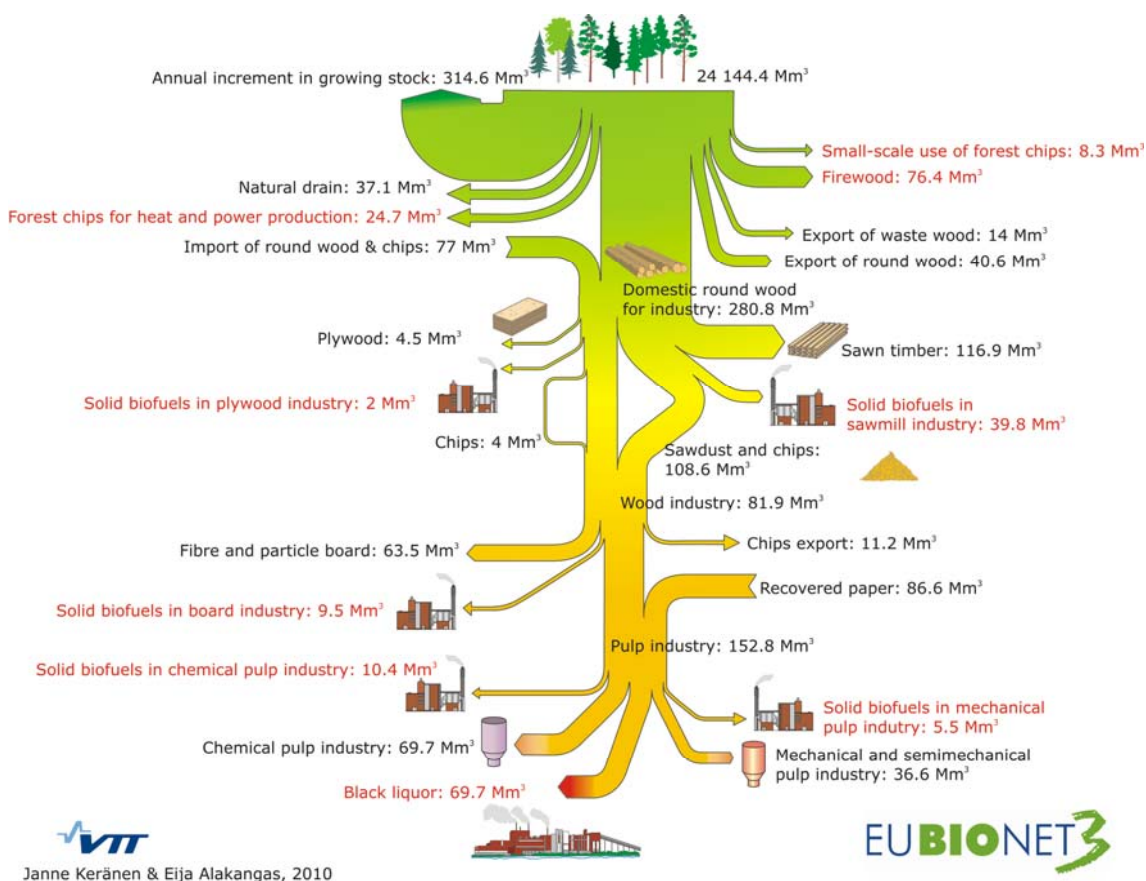


Figure 16: Wood flows in Europe in 2008 [9].

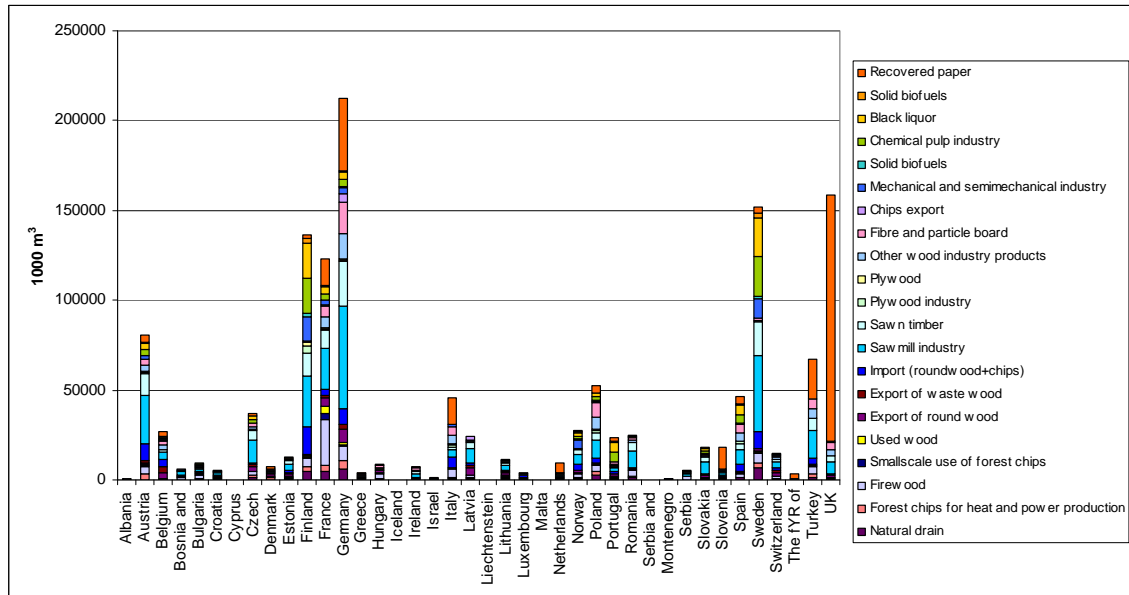


Figure 17: Use of wood in Europe in 2008 [9].

Most of woody material use is Germany, Sweden, Finland, United Kingdom (UK) and France in Europe (see Fig. 17). In UK the large amount of wood utilisation arises from recovered paper. Woody material price differences (export-import price, \$/ton) of recovered paper and wood residues have increased in EU and decreased price difference (export-import, \$/ton) of sawnwood, indicating that price increases of wood has happened from 2000 onwards. Export values of recovered paper and sawnwood has also increased most during the same time. Wood residues use has remained at the same level through this period from 2000-2009. Mobilisation of wood has increased in Europe from year 2000 to year 2007, but reducing from 2007 onwards due to the economic crisis that has impacted reducing use of wood to even lower level than it was during 2000. Based on used statistics, export increase of fibre material outside EU has had greater impact on price increases than e.g. increase in bioenergy use.

Relative use of wood in different countries is very different, which in part explains the different positioning of competitive situation between forest industry and energy sector. For example, in Austria, France and Germany sawmill industry is important, which also uses imported woody material. This has impact on the raw material flows and prices in neighbouring countries. According to FAO-statistics used as basis for woody material growth and statistics derived from EUROSTAT and FAO, the utilisation of wood in EU-27 is 74% of the annual growth of almost 800 million solid m³ per annum, leaving potential of additional use of 200 million solid m³.

8 Dissemination and cooperation

EUBIONET III project has organised 10 international and 20 national events in all over the Europe gathering more than 1,900 participants. Conclusions of the events are summarized in the event reports, which are available on EUBIONET III web. See photos of some events in Figure 18.

EUBIONET III web has been very popular and more than 213 000 visitors has visited the web during the project duration. Almost 450 different files have been downloaded from web.

EUBIONET III project has also cooperated with IEA Bioenergy Task 40 in biomass trade issues and some events were organised together and information on international biomass trade exchanged.





1st Forest industry and bioenergy event in Brussels, 30 June 2010



New Sustainable Heating and Cooling Systems event in Kaunas, 9 February 2011

Figure 18. Photos of the main international events organised by EUBIONET III project.

9 Final summary and conclusions

The work of the EUBIONET project in the past decade has shown that solid biomass utilisation for energy purposes has grown strongly, and also has the potential to grow further in the next 10 years. Utilization can provide a useful end-use for many biomass types which are otherwise considered wastes, and at the same time achieve very high GHG emission reductions. Below, we summarize our main findings, including the challenges for further development and possible solutions:

- Only about half of the solid biomass potential in Europe is currently utilised. Both agro-industrial and woody biomass potentials remain unutilized, and could offer important growth opportunities for the coming decade. Challenges are (fear for competition with) other uses, the fact that the existence of many of these resources is unknown to possible users, and logistical and economic barriers. “New” users could include energy-intensive industries like chemical, metal and cement industries, but also the food processing industry has room for increased utilisation.
- Compared to fossil fuels, many solid biomass fuels remain bulky and difficult to handle – more research into advanced pre-treatment and handling is needed.
- Internationally-traded solid biomass volumes are growing rapidly. With this growth, we observe the first signs that this market is maturing, e.g. due to the establishment of trade statistics for wood pellets, and the creation of several wood pellet price indices. However, the refined solid biomass markets still have a long way to go before they reach the level of fossil fuels (both in terms of volume, and in available hedging tools, trade platforms etc.). Prices of refined and unrefined solid biomass currently still differ widely amongst EU member countries, but international trade may help to level these differences.
- Sustainable production of solid biomass is becoming more important, especially as many biomass resources are becoming scarce, and dedicated energy crop plantations (both in the EU and outside) may become an increasingly utilized source. Criteria such as GHG emission reduction, energy balance and water use are deemed important aspects to take into account. There seems to be agreement among a majority of European stakeholders that a harmonized certification system is needed, although under a number of preconditions, and devising such a system is a challenging task.
- Solid biomass is used largely for heating (and to a small extent for cooling) in the EU – and is able to realize very high GHG emission reductions compared of fossil fuels at almost no additional costs – a situation which differs strongly compared to e.g. liquid biofuels for transport.

The EUBIONET III project provided market parties, policy makers and scientists alike with relevant information with heard to these topics. We would like to thank all stakeholders who supported the project by providing information and feedback.

References

EUBIONET III website includes national reports of different subjects, event reports and presentations of the events, flyers of main results and summary reports of different topics. All reports and other material are available at www.eubionet.net.

List of the main reports of the EUBIOET III project:

[1] Alakangas, E. & Keränen, J., Report on policy instruments affecting on the forest industry sector and wood availability, survey result report - D7.2, EUBIONET III report VTT-R-02885-11, June 2011, 20 p.

[2] Alakangas, E. Nikolaisen, L. Sikkema, R. & Junginger, M. Combined Nomenclatures (CN codes) biomass fuels, EUBIONET III project report, VTT-R-03873-1, February 2011, 24 p.

[3] Alakangas, E. & Vesterinen, P. Results of enquiry to market actors on industrial wood pellet product standard – D 4.5, EUBIONET III report VTT-R-03874-1, p. May 2011, 34 p.

[4] Alakangas, E., Vesterinen, P. & Martikainen, A. Summary of the legal and technical requirements of biomass and bioenergy in 18 EU-countries, August 2011, 40 p.

[5] Alakangas, E., Vesterinen, P. & Martikainen, A. The legal and technical requirements of biomass and bioenergy in 18 EU-countries, August 2011, 202 p.

[6] van Dam, J., Junginger, M. (2010) van Dam, J., Junginger, M. Striving to further harmonization of sustainability criteria for bioenergy in Europe: recommendations from a stakeholder questionnaire. Energy Policy, 7 May 2011.

[7] Hinge, J. Perednis, E., Faber, A., Martikainen, A. Nibbi, L. & Aho, M. Unexploited biomass sources, availability and combustion properties – D5.1, May, EUBIONET III report, 77 p.

[8] Junginger, M., van Dam, J. Alakangas, E. Virkkunen, M. Vesterinen, P. & Veijonen, K. Solutions to overcome barriers in bioenergy markets in Europe – D2.2, VTT-R-01700-10, February 2010, 56 p.

[9] Keränen, J. & Alakangas, E. Report on the competition and price situation of woody biomass use in forest industry and energy sector -D7.1, EUBIONET III report VTT-R-02376-11, June 2011, 62 p.

[10] Martikainen, A, & van Dam, J. Evaluation report on different criteria for sustainability and certification of biomass, and solid, liquid and gaseous biofuels – D4.4.1, November 2010, 44 p.

[11] Martikainen, A., van Dam, J. Alakangas, E., Pieret, N., Kropac, J., Hinge, J. Kaivola, A., Blaznik, J. Diaz-Chavez. R. Ladanai, S., Olsson, O., Vinterbäck, J. & von Rothmer, P. Different criteria for sustainability and certification of biomass and solid, liquid and gaseous biofuels- D 4.4.2. November 2010, 369 p.

[12] Olsson, O., Vinterbäck, J & Porsö. C. Wood fuel price statistics in Europe - D3.1, June 2010, updated November 2010, 23 p. and August 2011 – D3.3, 26 p.

[13] Olsson, O, Vinterbäck, J. Dahlberg, A. & Porsö, C. Price mechanisms for wood fuels – D3.2, April 2010, 61 p.

[14] Sulzbacher, L. & Rathbauer, J. Heating and cooling with biomass – Summary report – D6.1, EUBIONET III, July 2011, 49 p.

[16] Vesterinen, P. Alakangas, E., Veijonen, K. & Junginger, M. Prospects of bioenergy in new industrial sectors – D2.3, EUBIONET III Report VTT-R-01749-10, February 2010, 24 p.

List of EUBIONET III national and other reports & case studies

WP 2 Solutions for biomass trade – national and other reports

D2.1.1 Alakangas, E., Veijonen, K. & Flyktman, M. Bioenergy barriers and solutions – WP2. Country report: Finland, EUBIONET III, 2009, 25 p.

D2.1.2 Heinimö, J. & Alakangas, E. 2009, Market of biomass fuels in Finland, Lappeenranta University of Technology, Research Report 3, 38 p.

D2.1.3 Almeida, T. WP2 – Biomass fuel trade in Europe. Country report: Portugal, EUBIONET III, 2009, 23 p.

D2.1.4 Blumberga, D. & Ozolina, L. WP2 – Biomass fuel trade in Europe. Country report: Latvia, EUBIONET III, 2009, 20 p.

D2.1.5 Eleftheriadis, I. WP2 – Biomass fuel trade in Europe. Country report: Greece, EUBIONET III, 2009, 19 p.

D2.1.6 Erlickytė-Marčiukaitienė, R. & Marčiukaitis, M. WP2 – Biomass fuel trade in Europe. Country report: Lithuania, EUBIONET III, 2009, 36 p.

D2.1.7 Fáber, A. WP2 – Biomass fuel trade in Europe. Country report: Slovakia, EUBIONET III, 2009, 17 p.

D2.1.8 Hinge, J. WP2 – Biomass fuel trade in Europe. Country report: Denmark, EUBIONET III, 2009, 26 p.

D2.1.9. Junginger, M. WP2 – Biomass fuel trade in Europe. Country report: The Netherlands, EUBIONET III, 2009, 19 p.

D2.1.10 Kropac, J. WP2 – Biomass fuel trade in Europe. Country report: Czech Republic, EUBIONET III, 2009, 9 p.

D2.1.11 Martikainen, A. WP2 – Biomass fuel trade in Europe. Country report: Germany, EUBIONET III, 2009, 37 p.

D2.1.12 Nibbi, L. WP2 – Biomass fuel trade in Europe. Country report: Italy, EUBIONET III, 2009, 17 p.

D2.1.13 Olsson, O., Hillring, B. & Cardoso, M. WP2 – Biomass fuel trade in Europe. Country report: Sweden, EUBIONET III, 2009, 22 p.

D2.1.14 Panoutsou, C. & Perry, M. WP2 – Biomass fuel trade in Europe. Country report: United Kingdom, EUBIONET III, 2009, 17 p.

- D2.1.15 Pieret, N. WP2 – Biomass fuel trade in Europe. Country report: Belgium, EUBIONET III, 2009, 17 p.
- D2.1.16 Rathbauer, J. & Sulzbacher, L. WP2 – Biomass fuel trade in Europe. Country report: Austria, EUBIONET III, 2009, 20 p.
- D2.1.17 Robles Fernández, S., Manso Ramírez, A. & Ramírez Fernández A. WP2 – Biomass fuel trade in Europe. Country report: Spain, EUBIONET III, 2009, 24 p.
- D2.1.18 Rørstad, P. K. & Solberg, B. WP2 – Biomass fuel trade in Europe. Country report: Norway, EUBIONET III, 2009, 21 p.
- D2.1.19 Domjan, S. WP2 – Biomass fuel trade in Europe. Country report: Slovenia, EUBIONET III, 2009, 16 p.
- WP2 Solutions for overcome biomass trade barriers - Success stories of new industry cases*
- D2.1.20 Veijonen, K. EUBIONET III – Fact sheet 1, Finnsementti Oy, Parainen, Finland, VTT, 4 p.
- D.2.1.21 Pieret, N. EUBIONET III – Fact sheet 2, Aigremont s.a., Les Awirs, Belgium, CRA-W, 4 p.
- D.2.1.22 Olsson, O. EUBIONET III – Fact sheet 3, Cementa AB, Sweden, SLU, 3 p.
- D.2.1.23 Almeida, T. EUBIONET III – Fact sheet 4, Cerâmica Outeiro do Seixo SA, Portugal, CBE, 3 p.
- D.2.1.24 Ramírez Fernández, A. EUBIONET III – Fact sheet 5, Cítricos del Andévalo, Villanueva de los Castillejos, Huelva, Spain., AAE, 3 p.
- D.2.1.25 Hinge, J. EUBIONET III – Fact sheet 6, Daka Biodiesel, Løsning, Denmark, DTI, 5 p.
- D.2.1.26 Erlickytė-Marčiukaitienė, R. & Marčiukaitis, M. EUBIONET III – Fact sheet 7, EKOFRISA, Naraukelio, Lithuania, LEI, 4 p.
- D.2.1.27 Junginger, M. & van Dam, J. EUBIONET III – Fact sheet 8, ENCI, Maastricht, the Netherlands, UU, 6 p.
- D.2.1.28 Kropáč, J. EUBIONET III – Fact sheet 9, EVECO Brno s.r.o., Kojetín, Czech Republic, UPEI-VUT, 5 p.
- D.2.1.29 Martikainen, A. EUBIONET III – Fact sheet 10, Faber-Castell, Stein, Germany, FNR, 3 p.
- D.2.1.30 Rørstad, P. K. EUBIONET III – Fact sheet 11, Norcem, Brevik, Norway, UMB, 4 p.
- D.2.1.31 EUBIONET III – Fact sheet 12, Perlmooser Lafarge Mannerdorf, Austria, FJ-BLT, 3 p.
- D.2.1.32 Faber, A. EUBIONET III – Fact sheet 13, PPS Group Inc., Detva, Slovakia, ECB, 3 p.

D.2.1.33 Nibbi, L. EUBIONET III – Fact sheet 14, Riso Scotti Energia, Pavia, Italy, UNIFI, 4 p.

D.2.1.34 Ozolina, L. EUBIONET III – Fact sheet 15, Saldus Meat Processing Factory, Latvia, Ekodoma, 3 p.

D.2.1.35 EUBIONET III – Fact sheet 16, TITAN Group, Greece, CRES, 6 p.

D.2.1.36 Panoutsou, C. EUBIONET III – Fact sheet 17, Wilton 10, Teesside, UK, IC, 3 p.

WP2 Solutions for overcome biomass trade barriers - Event reports

D2.5.1 Nibbi, L. Solid biomass utilization and trade for heat and power in Europe –status and outlook, Workshop summary, Verona, Italy, 5 February 2010, 30 p.

D2.6.1 Veijonen, K., Alakangas, E., Jossart, J-M & Junginger, M. EUBIONET III workshop – Bioenergy for Industry: Minutes, Brussels, 12 March 2009. 19 p.

D2.6.2 Junginger, M., Alakangas, E. & Veijonen, K. EUBIONET III workshop – Barriers and opportunities in biomass trade and new industry, Minutes, Hamburg, 2 July 2009, 10 p.

D2.6.3. & D7.3.2 Vagonyte, E. Biomass trade & Forest industry and bioenergy, Minutes, Espoo, Finland, 14 – 15 April 2011, 21 p.

WP4 Country reports of national incentives and other legal framework promoting the use of bioenergy

D4.2.3 Austria, 13 p.

D4.2. 4 Belgium. 22 p.

D4.2.5 Czech Republic, 9 p.

D4.2.6 Denmark, 8 p.

D4.2.7 Finland, 13 p.

D4.2.8 Germany, 15 p.

D4.2.9 Greece, 10 p.

D4.2.10 Italy, 15 p.

D4.2.11 Latvia, 10 p.

D4.2.12 Lithuania, 11 p.

D4.2.13 Netherlands, 14 p.

D4.2.14 Norway, 15 p.

D4.2.15 Portugal, 11 p.

D4.2.16 Slovakia, 12 p.

D4.2.17 Slovenia, 13 p.

D4.2.18 Spain, 3 p.

D4.2.19 Sweden, 13 p.

D4.2.20 United Kingdom, 15 p.

WP4 – National sustainability reports

D4.6.1 Austria: Country report of different criteria for sustainability and certification of biomass and solid, liquid and gaseous biofuels, Work package 4.3, 57 p.

D4.6.2 Pieret, N. Belgium: Country report of different criteria for sustainability and certification of biomass and solid, liquid and gaseous biofuels, Work package 4.3, CRA-W, 41 p.

D4.6.3 Bulgaria: Country report of different criteria for sustainability and certification of biomass and solid, liquid and gaseous biofuels, Work package 4.3, 18 p.

D4.6.4 Kropáč, J. Czech Republic: Country report of different criteria for sustainability and certification of biomass and solid, liquid and gaseous biofuels, WP 4.3, Institute of Process and Environmental Engineering, Brno University of Technology, 39 p.

D4.6.5 Hinge, J. Denmark: Country report of different criteria for sustainability and certification of biomass and solid, liquid and gaseous biofuels, Work package 4.3, Danish Technological Institute, 14 p.

D4.6.6 Alakangas, E. & Kaivola, A. Finland: Country report of different criteria for sustainability and certification of biomass and solid, liquid and gaseous biofuels, Work package 4.3, 56 p.

D4.6.7 von Bothmer, P. Germany: Country report of different criteria for sustainability and certification of biomass and solid, liquid and gaseous biofuels, Work package 4.3, Fachagentur Nachwachsende Rohstoffe e.V. 26 p.

D4.6.8 Eleftheriadis, I. Greece: Country report of different criteria for sustainability and certification of biomass and solid, liquid and gaseous biofuels, Work package 4.3, Centre for Renewable Energy Sources and Saving, Biomass Dept. 18 p.

D4.6.9 Buckley, P. Ireland: Country report of different criteria for sustainability and certification of biomass and solid, liquid and gaseous biofuels, Work package 4.3, Sustainable Energy Ireland, 22 p.

D4.6.10 Nibbi, L. Italy: Country report of different criteria for sustainability and certification of biomass and solid, liquid and gaseous biofuels, Work package 4.3, CREAR – University of Florence, 27 p.

D4.6.11 Blumberga, D. & Ozolina, L. Latvia: Country report of different criteria for sustainability and certification of biomass and solid, liquid and gaseous biofuels, Work package 4.3, Ekodoma Ltd. 16 p.

D4.6.12 Erlickytė-Marčiukaitienė, R. & Marčiukaitis, M. Lithuania: Country report of different criteria for sustainability and certification of biomass and solid, liquid and gaseous biofuels, Work package 4.3, Lithuanian Energy Institute, 11 p.

D4.6.13 van Dam, J. Netherlands: Country report of different criteria for sustainability and certification of biomass and solid, liquid and gaseous biofuels, Work package 4.3, Copernicus Institute, Utrecht University, 78 p.

D4.6.14 Rørstad, P.K. Norway: Country report of different criteria for sustainability and certification of biomass and solid, liquid and gaseous biofuels, Work package 4.3, Department of Ecology and Natural Resource Management, Norwegian University of Life Sciences, 9 p.

D4.6.15 Almeida, T. Portugal: Country report of different criteria for sustainability and certification of biomass and solid, liquid and gaseous biofuels, Work package 4.3, CBE, 12 p.

D4.6.16 Fábér, A. Slovakia: Country report of different criteria for sustainability and certification of biomass and solid, liquid and gaseous biofuels, Work package 4.3, Energy Centre Bratislava, 12 p.

D4.6.17 Blaznik, I. & Jereb, J. Slovenia: Country report of different criteria for sustainability and certification of biomass and solid, liquid and gaseous biofuels, Work package 4.3, ApE – Agencija za prestrukturiranje Energetike, 28 p.

D4.6.18 Manso Ramírez, A. & Ramírez Fernández, A. Spain: Country report of different criteria for sustainability and certification of biomass and solid, liquid and gaseous biofuels, Work package 4.3, Andalusian Energy Agency, 24 p.

D4.6.19 Ladanai, S., Olsson, O. & Vinterbäck, J. Sweden: Country report of different criteria for sustainability and certification of biomass and solid, liquid and gaseous biofuels, Work package 4.3, Department of energy and technology, Swedish University of Agricultural Science, 23 p.

D4.6.20 Diaz-Chavez, R. United Kingdom: Country report of different criteria for sustainability and certification of biomass and solid, liquid and gaseous biofuels, Work package 4.3, Imperial College London, Centre for Environmental Policy, 58 p.

WP 6 Heating and cooling with biomass - Case studies

D6.1.1 Martikainen, A. Pellet boiler of the Montana GmbH & Co.KG, Germany 1, 7 p.

D6.1.2 Martikainen, A. Single-family house, Germany 2, 8 p.

D6.1.3 Kropác, J. Change of the heating system in Promet factory, Czech Republic 1, 7 p.

D6.1.4 Kropác, J. Change of heating system in rape oil treatment factory, Czech Republic 2, 7 p.

D6.1.5 Sulzbacher, L. Change of the heating system in the cloister Maria Langegg, Austria 1, 9 p.

D6.1.6 Sulzbacher, L. Change of the heating system in a detached house in Lower Austria, Austria 2, 7 p.

D6.1.7 Faber, A. Change of the heating system in a single-family house, Slovakia 1, 8 p.

D6.1.8 Faber, A. Change of the heating system in a school building, Evangelic boarding school for handicapped children, Slovakia 2, 9 p.

- D6.1.9 Almeida, T. Changing the heating system in a schools in the Portuguese Region of “Vale Douro Norte”, Portugal 1. 9 p.
- D6.1.10 Perednis, E. Change of the heating system on a Kacergine Rehabilitation Hospital, Lithuania 1, 7 p.
- D6.1.11 Perednis, E. Selection of the heating system on a new building private house, Lithuania 2, 8 p.
- D6.1.12 Porsö, C. & Vinterbäck, J. Change of the heating system in the Drottningholm Palace, Sweden 1, 10 p.
- D6.1.13 Porsö, C. & Vinterbäck, J. Change of heating system in a detached house in western Sweden, Sweden 2, 8 p.
- D6.1.14 Vertin, K. Change of the heating system in Forest and timber high school Postojna, Slovenia 1, 8 p.
- D6.1.15 Vertin, K. Energy audit and change of the heating system in the high school for timber Skofja Loka, Slovenia 2, 7 p.
- D6.1.16 Ujhelyi, P. Village club house for elderly people, Hungary, 8 p.
- D6.1.17 Stankov P. & Markov, D. Change of heating system in a single family house in Sofia, Bulgaria, 10 p.
- D6.1.18 Hinge, J. Change of the heating system on a Danish pig farm, Denmark, 7 p.
- D6.1.19 Hinge, J. Change of the heating system in a Danish private dwelling, Denmark, 6 p.
- D6.1.20 Hillebrand, K. & Alakangas, E. Vehniä School – new heating system, Finland, 8 p.
- D6.1.21 Hillebrand, K. & Alakangas, E. Muikunlahti Manor – new biomass heating container, Finland, 8 p.
- D6.1.22 Eleftheriadis, I. Exhausted olive cake to replace crude oil for greenhouse heating, Greece, 8 p.
- D6.1.23 Wickham, J. Installation of wood pellet boiler in new build in Ireland – Threecastles, Ireland, 8 p.
- D6.1.24 Wickham, J. Installation of wood pellet boiler in new build in Ireland – Mullinahone, Ireland, 8 p.
- D6.1.25 Wickham, J. Retrofit: Wood log boiler in new build in Ireland – Killkenny, Ireland, 8 p.
- D6.1.26 Ozolina, L. Change of the paper mill “Ligatne” heating system, Latvia, 7 p.
- D6.1.27 Ozolina, L. Installation of a new heating system in “Silava” village, Latvia, 9 p.
- D6.1.28 Almeida, T. Changing the heating system in the Escola Tecnológica e Profissional de Sicó (Hybrid system biomass and solar), Portugal, 7 p.

D6.1.29 Macías Benigno, F., Robles Fernández, S. & Bueno Márquez, P. Geolit - District heating and cooling central system with biomass, Spain, 10 p.

D6.1.30 Robles Fernández, S. & Bueno Márquez, P. Change of the heating system in the Hotel La Bobadilla, Granada, Spain, 9 p.

D6.1.31 Diaz Chavez, R. RJ Mitchell School, primary school, Havering, London, UK, 9 p.

D6.1.32 Diaz Chavez, R. Living Rainforest, Berkshire, UK, 9 p.

D6.1.33 Popescu, F. A family house, Romania, 6 p.

D6.1.34 Pieret, N. Belgium 1 – Change of the heating system in a private house, 7 p.

D6.1.35 Pieret, N. Belgium 2 – Change of the heating system in the St-Martin hospital, 8 p.

D6.1.36 Eleftheriadis, I. Firewood and wood pellets for house heating in central Greece, 8 p.

WP6 Heating and cooling with biomass - Company fact sheets

D6.2.1 Austria: Anton Eder GmbH

D6.2.2 Austria: Hoval Ges.m.b.H

D6.2.3 Austria: ÖkoFen - Forschungs- und Entwicklungs Ges.m.b.H

D6.2.4 Austria: Fröling Ges.m.b.H

D6.2.5 Austria: Hargassner GmbH

D6.2.6 Austria: Herz Energietechnik GmbH

D6.2.7 Austria: GUNTAMATIK Heiztechnik GmbH

D6.2.8 Austria: KWB - Kraft und Wärme aus Biomasse GmbH

D6.2.9 Austria: Lindner & Sommerauer-Biomasse-Heizanlagen SL-Technik GmbH

D6.2.10 Austria: SHT Heiztechnik aus Salzburg GmbH

D6.2.11 Austria: Windhager Zentralheizung

D6.2.12 Austria: ETA - Heiztechnik GmbH

D6.2.13 Belgium: BIOM

D6.2.14 Belgium: BURNECO

D6.2.15 Belgium: VYNCKE N.V.

D6.2.16 Belgium: Saint-Roch

D6.2.17 Czech Republic: TTS Energo

D6.2.18 Czech Republic: Step TRUTNOV

D6.2.19 Czech Republic: EVECŌ Brno

D6.2.20 Denmark: Passat energi A/S

D6.2.21 Denmark: BAXI

D6.2.22 Denmark: TwinHeat

D6.2.23 Finland: Veljekset Ala-Talkkari Oy

D6.2.24 Finland: Ariterm Oy

D6.2.25 Finland: Laatikattila Oy

D6.2.26 France: HS FRANCE

D6.2.27 France: SELF CLIMAT - MORVAN

D6.2.28 France: PERGE

D6.2.29 Germany: Paul Kūnzal GmbH & Co

D6.2.30 Germany: HDG Bavaria GmbH Heizsysteme fūr Holz

D6.2.31 Germany: Nolting Holzfeuerungschnik GmbH

D6.2.32 Germany: Bosch Thermotechnik, Buderus Deutschland

D6.2.33 Germany: Biotherm Pelletheizungen

D6.2.34 Germany: Hans-Jūrgen Helbig GmbH

D6.2.35 Greece: Samaras Biomass Heating

D6.2.36 Greece: THERMODYNAMIKI SA - Heating products industry

D6.2.37 Greece: Helias K. Voulgarakis

D6.2.38 Latvia: GRANDEG

D6.2.39 Latvia: JSC Komforts

D6.2.40 Latvia: "ORIONS" Jurmalas Karla Zarina Ltd

D6.2.41 Lithuania: JSC "Atrama"

D6.2.42 Lithuania: UAB "Kalvis"

D6.2.43 Lithuania: AB "Umega"

D6.2.44 Portugal: Chama - Equipamentos Tērmicos, S.A.

D6.2.45 Portugal: A.D.F.

D6.2.46 Slovakia: ATTACK, s.r.o.

D6.2.47 Slovakia: Ecoprotect CDK s.r.o.

D6.2.48 Slovakia: MAGA s.r.o.

D6.2.49 Slovenia: KIV d.d.

D6.2.50 Slovenia: ETIKS d.o.o.

D6.2.51 Slovenia: WVterm d.o.o.

D6.2.52 Spain: BRONPI, S.L.

D6.2.53 Spain: Inmecal

D6.2.54 Spain: Vulcano-Sadeca

D6.2.55 Sweden: Värmebaronen AB

D6.2.56 Sweden: Eneritech AB

D6.2.57 Sweden: Ariterm group AB

D6.2.58 United Kingdom: Broag Remeha

D6.2.59 United Kingdom: Bioenergy Technology Limited

WP6 Heating and cooling with biomass – Event report

D6.3 Perednis, E. & Rathbauer, J. Summary of the event: International Workshop New Sustainable Heating and Cooling Systems, Kaunas, February 2011, 18 p.

WP7 Bioenergy and forest industry – Event reports

D7.3.1 Keränen, J. & Alakangas, E. EUBIONET III workshop – Opportunities for the forest based industries, Workshop summary and main results of EUBIONET III survey to forest industry stakeholders, Brussels, 30 June 2010, 21 p.

D7.3.2 & D2.6.3 Vagonyte, E. Forest industry and bioenergy & D2.6.3 Biomass trade, EUBIONET III workshops in Espoo, Finland on 14 – 15 April 2011, 21 p.

WP 8 Project result flyers in English

D8.1.19 Biomass trade for European markets, EUBIONET III flyer, AEBIOM, May 2010. 2 p.

D8.1.20 Towards European standards for solid biofuels, EUBIONET III flyer, AEBIOM, April 2011. 2 p.

D8.1.21 How to develop sustainability criteria for solid and liquid biomass? EUBIONET III flyer, AEBIOM, June 2011, 2 p.

D8.1.22 New and unexploited biomass resources from agro-industry, EUBIONET III flyer, AEBIOM, June 2011, 2 p.

D8.1.24 Solutions for biomass fuel market barriers and raw material availability – summary of the EUBIONET III project results. 4 p. (published in 16 other languages)

EUBIONET III (IEE/07/777/SI2.499477) – Contact information

VTT Technical Research Centre of Finland

Eija Alakangas – Coordination
Pirkko Vesterinen, Janne Keränen & Niina Hohviala
P.O. Box 1603, FI-40101 Jyväskylä, Finland
Tel. +358 20 722 2550
Email: eija.alakangas@vtt.fi
www.vtt.fi, www.eubionet.net

DTI – Danish Technological Institute

Jørgen Hinge
Kongsvangs Allé 29, 8000 Aarhus C, Denmark
Tel. +45 86 974872
Email: jorgen.hinge@teknologisk.dk,
www.teknologisk.dk

ECB – Energy Centre Bratislava

Andrej Fáber
Ambrova 35, 83101 Bratislava, Slovakia
Tel. +421 2 5930 0091
E-mail: faber@ecb.sk, www.ecb.sk

Ekodoma, Ltd.

Līga Ozoliņa
Noliktavas street 3-3, LV-1010 Riga, Latvia
Tel. +371 7 323 212
E-mail: liga@ekodoma.lv, www.ekodoma.lv

FNR – Fachagentur Nachwachsende Rohstoffe e.V.

Aino Martikainen
Hofplatz 1, DE-18276 Gülzow, Germany
Tel. +49 38 43 6930 146,
Email: a.martikainen@fnr.de,
www.nachwachsende-rohstoffe.de

SLU – Sveriges lantbruksuniversitet

Johan Vinterbäck
P.O. Box 7032, SE-75007 Uppsala, Sweden
Tel. +46 18 673803
Email: johan.vinterback@slu.se
www.et.slu.se

UPEI VUT – Brno University of Technology

Marek Sarlej
Technická 2, 61669 Brno, Czech Republic
Tel. +420 54114 2373
Email: sarlej@upej.fme.vutbr.cz,

UMB – Norwegian University of Life Sciences

Per Kristian Rørstad
P.O. Box 5003, NO-1432 Aas, Norway
Tel. + 47 64 965000
Email: per.rorstad@umb.no, www.umb.no

CRA-W – Agricultural Research Centre - ValBiom asbl

Nora Pieret
Chaussee de Namur 146, B-5030 Gembloux, Belgium
Tel. +32 81 627 144,
E-mail: n.pieret@cra.wallonie.be
www.cra.wallonie.be

FJ BLT – HBLuFA Francisco Josephinum

Josef Rathbauer
Rottenhauser strasse 1, A-3250 Wieselburg, Austria
Tel. +43 7416 521 7543
Email: josef.rathbauer@josephinum.at
www.josephinum.at, http://blt.josephinum.at

AEBIOM – European Biomass Association

Jean-Marc Jossart
Renewable Energy House, Rue d'Arlon 63-65, 1040
Brussels, Belgium
Tel. & fax + 32 10 473 455
Email: jean-marc.jossart@uclouvain.be
www.aebiom.org

CRES – Centre for Renewable Energy Sources

Ioannis Eleftheriadis
19th km Marathonos Avenue, GR-19009 Pikermi,
Attiki, Greece
Tel. +30 210 6603 300
Email: joel@cres.gr, www.cres.gr

UU – Utrecht University/Copernicus Institute

Martin Junginger
Budapestlaan 6, NL-3584 CD Utrecht, The
Netherlands
Tel. +31 30 2537613
Email: h.m.junginger@uu.nl
www.chem.uu.nl/nws, www.bioenergytrade.org

UNIFI – University of Florence, Dipartimento di Energetica

Leonardo Nibbi
Via S.Marta 3, I-50139 Firenze, Italy
Tel. +39 055 4796 436
Email: leonardo.nibbi@unifi.it
http://crear.unifi.it

LEI – Lithuanian Energy Institute

Eugenijus Perednis
Breslaujos 3, LT-44403 Kaunas, Lithuania
Tel. +370 37 401841
Email: saule@mail.lei.lt, www.lei.lt

ICSTM – Imperial College of Science, Technology and Medicine – Bioenergy Group

Rocio A. Diaz-Chavez
Imperial College London, Centre for Environmental
Policy, ICEPT, Mechanical Engineering Building, 3rd
Floor, South Kensington, London SW7 2AZ
Tel. +44 20 7594 9338
Email: r.diaz-chavez@imperial.ac.uk
www.imperial.ac.uk/icept/ourresearchactivities/bioenergy

CBE – Centro da Biomassa para a Energia

Teresa Almeida
Zona Industrial Valfeijão, Ap. 49, 3221-909 Miranda
Do Corvo, Portugal
Tel. +351 239 532 436/88
Email: teresaalmeida.cbe@mail.telepac.pt
www.centrodabiomassa.pt

ApE – Energy Restructuring Agency Ltd.

Majda Grmek
Litijska cesta 45, SI-1000 Ljubljana, Slovenija
Tel. +386 1 586 38 72,
Email: matjaz.grmek@ape.si, www.ape.si

AAE – Agencia Andaluza de la Energía

Sara Robles
C/ Isaac Newton s/n, 41092 Isla de la Cartuja, Sevilla,
Spain, Tel. +34 95 478 63 35
Email: sara.robles@juntadeandalucia.es,
www.agenciaandaluzadelaenergia.es

Report's title Solutions for biomass fuel market barriers and raw material availability - Summary of the EUBIONET III project results -VTT-M-06463		
Customer, contact person, address EACI agency, Silvia Vivarelli, European Commission	Order reference IEE/07/777/SI2.499477	
Project name/Short name EUBIONET III	Project number 23122	
Author(s) Alakangas, E. et. al. (see page 2)	Pages 51 p.	
Keywords trade, sustainability criteria, agroindustrial residues, quality standards, heat, industry.	Report identification code VTT-M-06463	
Summary <p>The EUBIONET III project has boosted (i) sustainable, transparent international biomass fuel trade (ii) and investments in best practice technologies and (iii) new services on biomass heat sector. Furthermore, it identified cost-efficient and value-adding use of biomass for energy and industry. The aims of this article are to provide a synthesis of the key results of this project. Estimated annual solid biomass potential in the EU-27 is almost 6,600 PJ (157 Mtoe), of which 48% is currently utilized. The greatest potential for increased use lies in forest residues and herbaceous biomass. Trade barriers have been evaluated and some solutions suggested such as CN codes for wood pellets and price indexes for industrial wood pellets and wood chips. The analysis of wood pellet and wood chip prices revealed large difference amongst EU countries, but also that on the short term prices of woody and fossil fuels are barely correlated. Sustainable production and use of solid biomass is also deemed important by most European stakeholders, and many support the introduction of harmonized sustainability criteria, albeit under a number of preconditions. The study identified also that a number of woody and agro-industrial residue streams remain un- or underutilized. The estimated total potential of agro-industrial sources is about 250 PJ (6.0 Mtoe), the amount of unutilized woody biomass (the annual increment of growing stock) even amounts to 3,150 PJ (75 Mtoe). Finally 36 case studies of biomass heating substituting fossil fuels were carried out, showing that the potential to reduce GHG emissions ranges between 90-98%, while costs are very similar to fossil fuel heating systems. Overall, we conclude that solid biomass is growing strongly, and is likely to heavily contribute to the EU renewable energy targets in the coming decade.</p>		
Confidentiality	Public	
Written by Eija Alakangas, principal scientist	Reviewed by Jyrki Raitila, team leader	Accepted by Jouni Hämäläinen, technology manager
VTT's contact address Eija Alakangas, P.O. Box 1603, FI-40101, eija.alakangas@vtt.fi		
Distribution (customer and VTT) www.eubionet.net		
<i>The use of the name of the VTT Technical Research Centre of Finland (VTT) in advertising or publication in part of this report is only permissible with written authorisation from the VTT Technical Research Centre of Finland.</i>		



EUBIONET3

www.eubionet.net

Additional information

Coordinator Eija Alakangas, Principal scientist

VTT Technical Research Centre of Finland

E-mail: eija.alakangas@vtt.fi

Tel. +358 20 722 2550